

Board of Curators Special Meeting

University of Missouri System

Via Zoom

May 18, 2023 8:00 AM - 8:45 AM CDT

Table of Contents

I. Call to Order - 8:00 AM

II. General Business

A. Action

1. New Board Executive and Standing Committee Appointments.....2

GB II A 1-1 Exec and Standing Committees Appointments Action.docx.....2

III. Finance Committee

A. Action

1. Fiscal Year 2024 Tuition and Required Fees, Supplemental and Other

Related Enrollment Fees, UM.....4

FY24 Tuition and Fees COMBINED.pdf.....4

IV. General Business

A. Action

1. Resolution, Executive Session of the Board of Curators Special Meeting,

May 18, 2023.....79

GB IV A 1-1 Resolution for BOC Executive Session.docx.....79

V. Board of Curators Meeting - Executive Session (9:00 AM, or upon conclusion of public session)

The Board of Curators will hold an executive session of the May 18, 2023 special meeting, pursuant to Sections 610.021(1), 610.021(12) and 610.021(14) RSMo, for consideration of certain confidential or privileged communications with University Counsel, contract matters and records protected by law, all as authorized by law and upon approval by resolution of the Board of Curators.

No. 1

Recommended Action - Approval of Board of Curators Executive Committee and
Standing Committees Appointments, 2023

It was recommended by Chair Williams, moved by Curator _____ and
seconded by Curator _____, that the following Board of Curators Executive
Committee and Standing Committees appointments be approved for 2023:

Executive Committee

Michael A. Williams, Chair
Robin R. Wenneker
Julia G. Brncic

Academic, Student Affairs, Research and Economic Development Committee

Jeff L. Layman, Chair
Robert D. Blitz
Todd P. Graves
Jeanne C. Sinquefield

Audit, Compliance and Ethics Committee

Michael A. Williams, Chair
Julia G. Brncic
Keith A. Holloway
Jeanne C. Sinquefield

Finance Committee

Todd P. Graves, Chair
Robert W. Fry
Jeff L. Layman
Robin R. Wenneker

May 18, 2023

Governance, Compensation and Human Resources Committee

Keith A. Holloway, Chair

Robert D. Blitz

Julia G. Brncic

Robin R. Wenneker

Health Affairs Committee

Robin R. Wenneker, Chair

Julia G. Brncic

Robert W. Fry

Keith A. Holloway

Jeff L. Layman

Ronald G. Ashworth (non-curator)

Dan P. Devers (non-curator)

Dr. James H. Whitaker (non-curator)

Roll call vote:

YES

NO

Curator Blitz

Curator Brncic

Curator Fry

Curator Graves

Curator Holloway

Curator Layman

Curator Siquefield

Curator Wenneker

Curator Williams

The motion _____.

May 18, 2023

Fiscal Year 2024 Tuition and Required Fees,
Supplemental and Other Related Enrollment Fees
UM

Following is a summary of the Fall 2023 tuition and fee recommendations which are being presented for approval at the May 18, 2023, meeting. Schedules of recommended tuition and fee rates by university beginning Fall 2023 are in the appendix. The University of Missouri's tuition and fee recommendations represent a balance of the university's commitments to provide a high-quality education at a competitive cost, improving completion rates and shortening time to completion.

Undergraduate Tuition

The University proposes a new tuition model for Fall 2023. Through this implementation the University hopes to achieve:

- 1) ***Simple and predictable pricing for students:*** The current pricing model charges separate tuition, information technology fees, and supplemental course fees based on each student's individual course selections. In the previous model, students struggled to predict their total bill as different courses had different supplemental course fees, and many of these fees were not known until the student made course selections during registration. In the new model, these three separate rates will be combined into differential tuition rates that will be charged based on the student's primary program of study.
- 2) ***Improved student outcomes:*** Both MU and Missouri S&T plan to implement a flat rate for full-time students between 12-18 hours (referred to as a plateau). The plateau encourages students to take the 15 hours necessary per semester to graduate on time.
- 3) ***Pricing that reflects the market for and cost to deliver a specific degree:*** Differential tuition rates reflect the average costs of supplemental course fees and available information on potential salary outcomes for each degree program.

Each university is proposing an increase in assessed tuition which varies between academic programs. The following proposed tuition rates for Fall 2023 are inclusive of previous separately assessed supplemental and information technology fees.

Proposed Undergraduate Differential Tuition Plateau Rates (12-18 hours) Fall 2023

		Resident	Non-Resident
MU	Tier 1	\$6,500	\$16,600
	Tier 2	\$7,400	\$17,500
	Tier 3	\$8,300	\$18,400
S&T	Freshman Rate	\$6,500	\$15,200
	Tier 1	\$6,500	\$15,200
	Tier 2	\$7,500	\$16,200
	Tier 3	\$8,500	\$17,200

UMKC and UMSL will not be recommending a plateau rate as part-time students represent 45% and 66% of undergraduates, respectively.

Proposed Per Credit Hour Undergraduate Differential Tuition Rates Fall 2023

		Resident	Non-Resident
UMKC	UMKC Essentials/ Core 42	\$373.00	\$973.00
	Tier 2	\$373.00	\$973.00
	Tier 3	\$388.50	\$988.50
	Tier 4	\$420.00	\$1,020.00
	Tier 5	\$444.00	\$1,044.00
	Tier 6	\$450.00	\$1,050.00
	Tier 7	\$465.00	\$1,065.00
	Tier 8	\$483.00	\$1,083.00
	Tier 9	\$534.00	\$1,134.00
UMSL	Tier 1	\$480.00	\$1,194.00
	Tier 2	\$541.00	\$1,255.00
	Tier 3	\$584.00	\$1,298.00
	Tier 4	\$593.00	\$1,307.00

The following table provides a comparison between the tuition and average fees assessed separately in the previous model to the new model of differential tuition, at the lowest tier of differential tuition. On average increases are at or below 6.5% inflation with the averages by tier ranging from 3-8% but the actual increase will depend on the change in the types of courses that students took across different supplemental fee tiers. With implementation of plateaus at MU and S&T rate comparison reflects a 15-credit hour semester.

Proposed Resident Undergraduate Increases for Tier 1 based on 15 credit hours per semester

	Fall 2022 ¹	Fall 2023	Per Credit Hour Change
MU	\$411.53	\$433.33	\$21.80
S&T	\$418.93	\$433.33	\$14.40
UMKC	\$355.20	\$373.30	\$18.10
UMSL	\$452.80	\$480.00	\$27.20

Note 1: Rate presented for Fall 2022 represents the differential tuition rate Differential tuition equals tuition rate plus information technology fee plus average supplemental fees for Tier 1.

Graduate Tuition

MU, S&T, and UMSL have recommended graduate differential tuition by program. The base rate of differential tuition includes former tuition, information technology fee, and supplemental program/course fees. At this time UMKC will not be implementing differential tuition rates for graduate programs. UMKC has proposed to include the information technology fee and graduate writing fee in the graduate tuition rate as these fees are assessed to all graduate students.

National Market Range recommended by MU sets a range in which programs such as nursing and data science and analytics are approved to access a tuition rate within the defined range. The range allows MU the ability to price specific degree programs based on market sensitivity demand

factors. A non-resident premium could be assessed up to the current differential of \$750 per credit hour.

The following tables show recommended rates for graduate tuition. UMKC will maintain supplemental fees for graduate programs and keep a single rate for graduate programs, outside of the previously approved rate for Nursing.

Proposed Graduate Differential Tuition Rates Fall 2023

		Per Credit Hour	
		Resident	Non-resident
MU	Tier 1	\$500.00	\$1,250.00
	Tier 2	\$535.00	\$1,285.00
	Tier 3	\$575.00	\$1,325.00
	Tier 4	\$650.00	\$1,400.00
	National Market Range	Range Min: \$575 – Max: \$1,400	
S&T	Tier 1	\$550.00	\$1,000.00
	Tier 2	\$625.00	\$1,075.00
	Tier 3	\$725.00	\$1,175.00
	Tier 4	\$750.00	\$1,200.00
UMSL	Tier 1	\$614.00	\$1,460.00
	Tier 2	\$661.00	\$1,507.00
	Tier 3	\$769.00	\$1,615.00
	Tier 4	\$889.00	\$1,735.00
UMKC	Graduate Base	\$488.00	\$1,255.00
	Nursing	\$707.00	\$1,327.00

Professional Tuition, Special Delivery Programs, and Required Fees

The University recommends increasing professional tuition rates at varying levels as shown in the attached schedule and described in the Board materials. Professional degrees are doctoral degrees conferred for professional practice and include Medicine, Dentistry, Pharmacy, Law, Veterinary Medicine, and Optometry. These increases are based on cost and market analysis of the schools and needs for their programs.

eLearning, special program delivery, and continuing education instructional fees are recommended to increase based on cost to deliver those programs. Supplemental course fees for undergraduates will be eliminated with the approval of differential tuition for the Fall of 2023. The only remaining Supplemental Fees will be for UMKC Graduate Programs.

The information technology per credit hour fee will be combined into recommended tuition rates and eliminated as a separate rate. Student activity, facility, service fees, and other required fees shown in the attached schedule and described in the Board materials are recommended to increase at inflationary levels across the universities. These fees fund key services and facilities that support the student experience such as recreation centers, unions, and other student support functions. UMSL continues to combine information technology, service, and activity fees into tuition rates.

Recommended Action	Fiscal Year 2024 Tuition, Supplemental Fees, Required Fees, and Other Related Enrollment Fees, UM
--------------------	---

Tuition and fees as shown in the attached schedules and described in the Board materials be approved and become effective beginning with the 2023 fall term. Effective beginning 2023 fall term, the Board of Curators revokes and repeals all previous tuition and required fee schedules, supplemental and other related enrollment fees schedules, and adopts the attached tuition and required fees rate schedules and supplemental and other related enrollment fees schedules. The fee schedules include the adoption of differential tuition and the elimination of separately assessed supplemental course fees for undergraduate students for courses taken toward a student's degree program for which differential tuition is charged. The Board finds such action to be necessary for the maintenance and operation of the University.

Curator Fry

Curator Graves

Curator Holloway

Curator Layman

Curator Sinquefield

Curator Wenneker

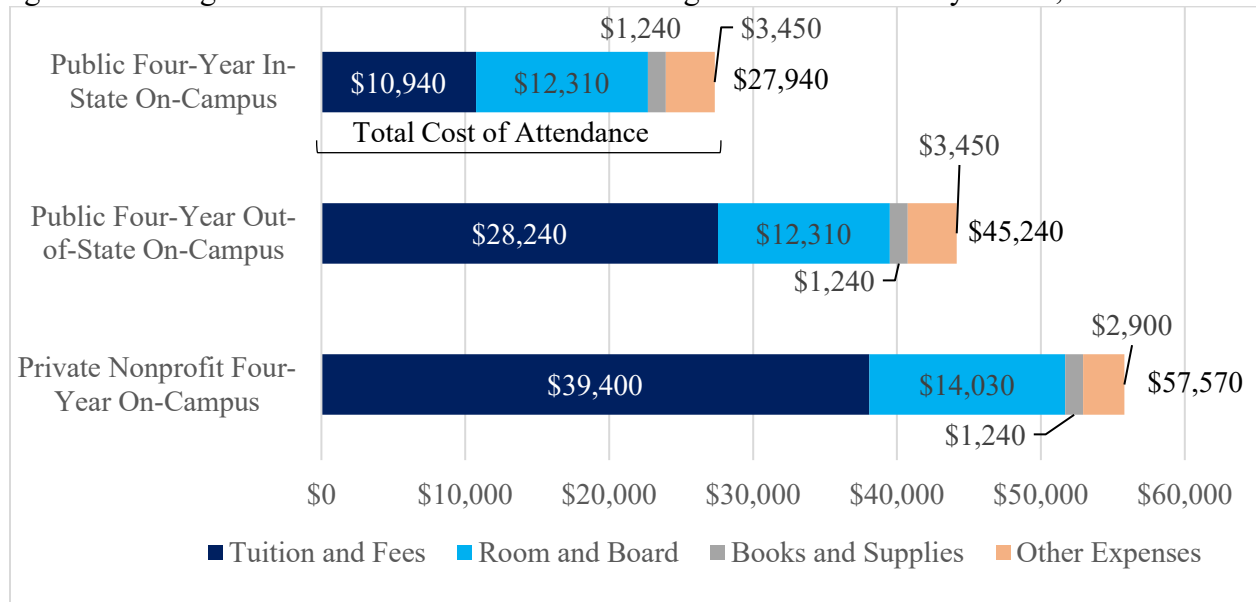
Curator Williams

The motion _____

HIGHER EDUCATION PRICING TRENDS

The cost of college is about more than just tuition. Attending college represents a significant investment in both time and money for students. The cost for a college degree varies significantly based upon the type of institution and its role within the marketplace for higher education. The cost outlined below is the total amount of charges before the application of any aid.

Figure 1: Average Estimated Annual Full-time Undergraduate List Price by Sector, 2022-23



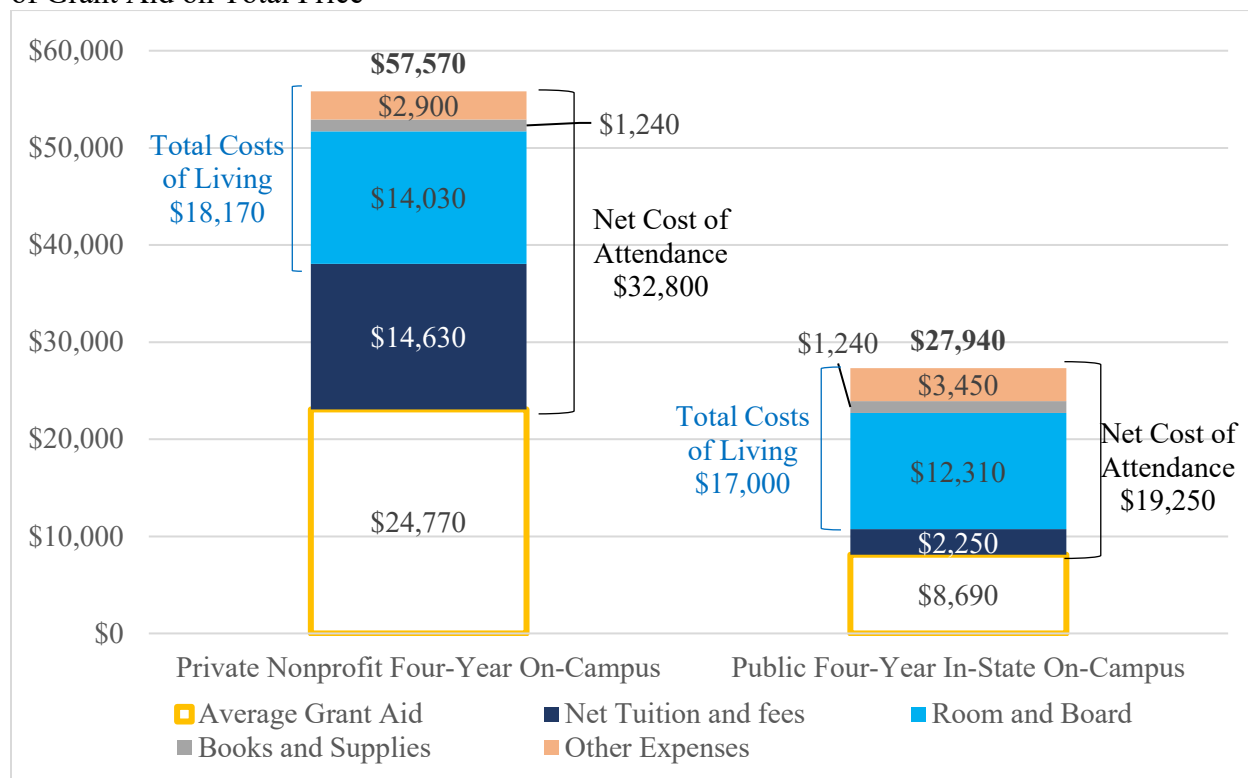
Source: College Board's *Trends in College Pricing*

Figure 1 shows the average annual cost of college, otherwise referred to as the Total Cost of Attendance. The Total Cost of Attendance can be thought of the “list price” of the annual cost of college, as it encompasses total charges before the application of any discounts in the form of scholarships or other grant aid. Tuition and fees serve as the primary variable differentiating the total price for a higher education degree. In the United States, public higher education systems receive support from state government to subsidize cost of degrees and support research and public service missions. Public institutions charge significantly less than their private peers. As shown in Figure 1, public institutions charge over \$17,300 more in tuition for out of state students, which is still \$11,160 cheaper than what private institutions charge in tuition, on average. At private institutions, tuition and fees account for 68% of the annual list price of college. For resident students at public institutions, tuition and fees account for 39% of the list price.

The Total Cost of Attendance represents the amount per year that students pay for their college education before grant aid is applied. Institutions utilize different grant aid programs (federal, state, and institutional funds) to provide students with cost relief. Whereas all grant aid helps the student, not all grant aid is created equal from the institutional finance perspective. To the institution, the most helpful types of aid are those funded by federal programs, state programs, and private gifts included as institutional aid as these discounts have funding attached to offset cost. Grant aid is generally utilized by institutions to shape enrollment and align institutional enrollments with overall mission, whether the aid focused on need or merit. In 2019-2020, the

latest year financial aid data is available, 49% of the total grant aid awarded by four-year public institutions for first-time college students was funded from institutional sources, whether funded by a donor's gift or a discount provided by the institution without related revenue.

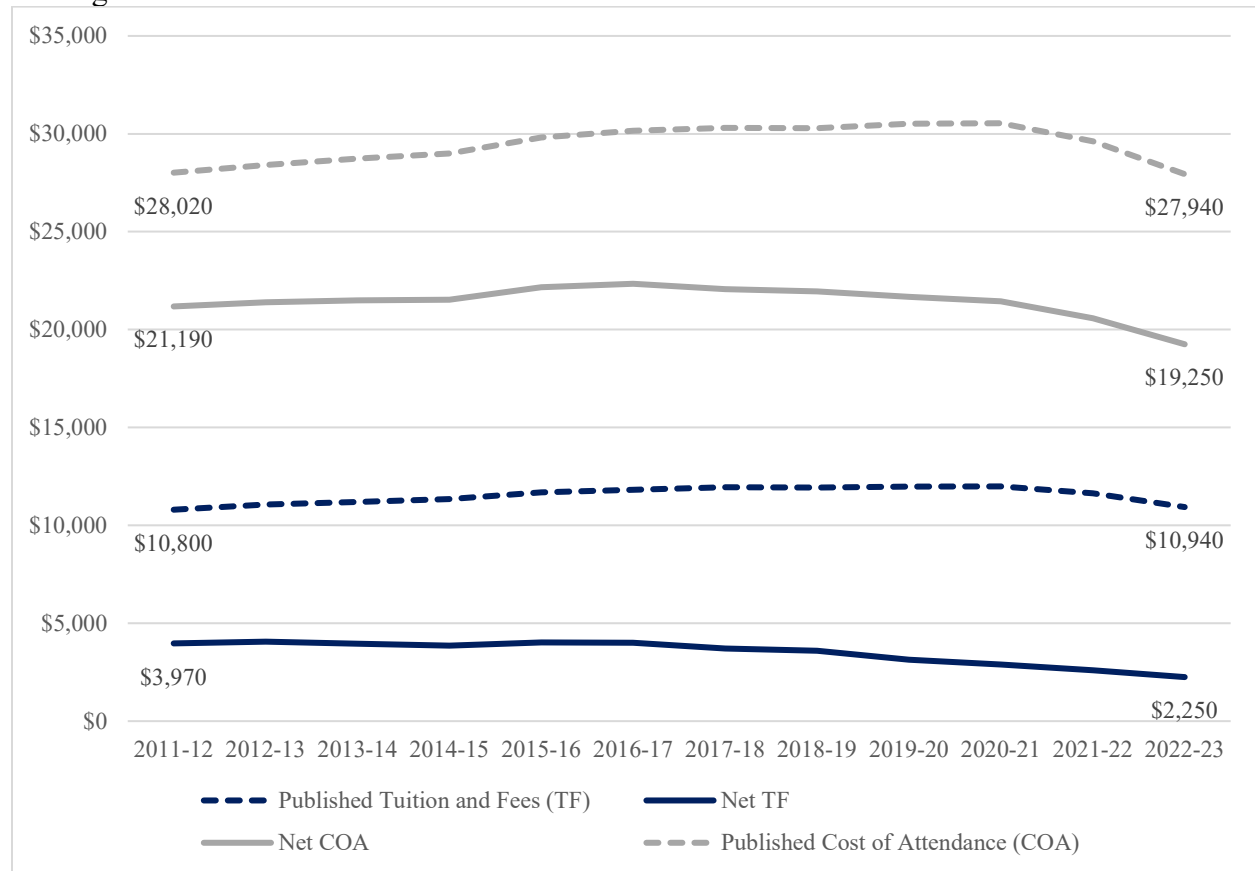
Figure 2: Average Estimated Full-time Undergraduate Net Cost of Attendance, 2022-23 Impact of Grant Aid on Total Price



Source: College Board's *Trends in College Pricing*

Figure 2 demonstrates the impact of grant aid on the price paid by students. The total cost paid by the student is referred to as the net cost of attendance and encompasses all academic and costs of living less any grant aid. While private institutions provide significantly more grant aid in nominal dollars (\$24,770 vs. \$8,690), the net cost of attendance for public institutions are still \$13,550, or 40% less expensive for students on average. At public institutions, 85% of first-time full-time undergraduates receive some form of grant aid, meaning that few students pay the overall price. Figure 2 also demonstrates that after the application of grant aid, tuition and fees represent only 12% of the net cost of attendance for resident students at public universities. The majority of the other 88% of costs are incurred outside of campus and do not represent revenues available to the academic enterprise.

Figure 3: Average Published and Net Prices in 2022 Dollars, First-Time Full-Time In-State Undergraduate Students at Public Four-Year Institutions



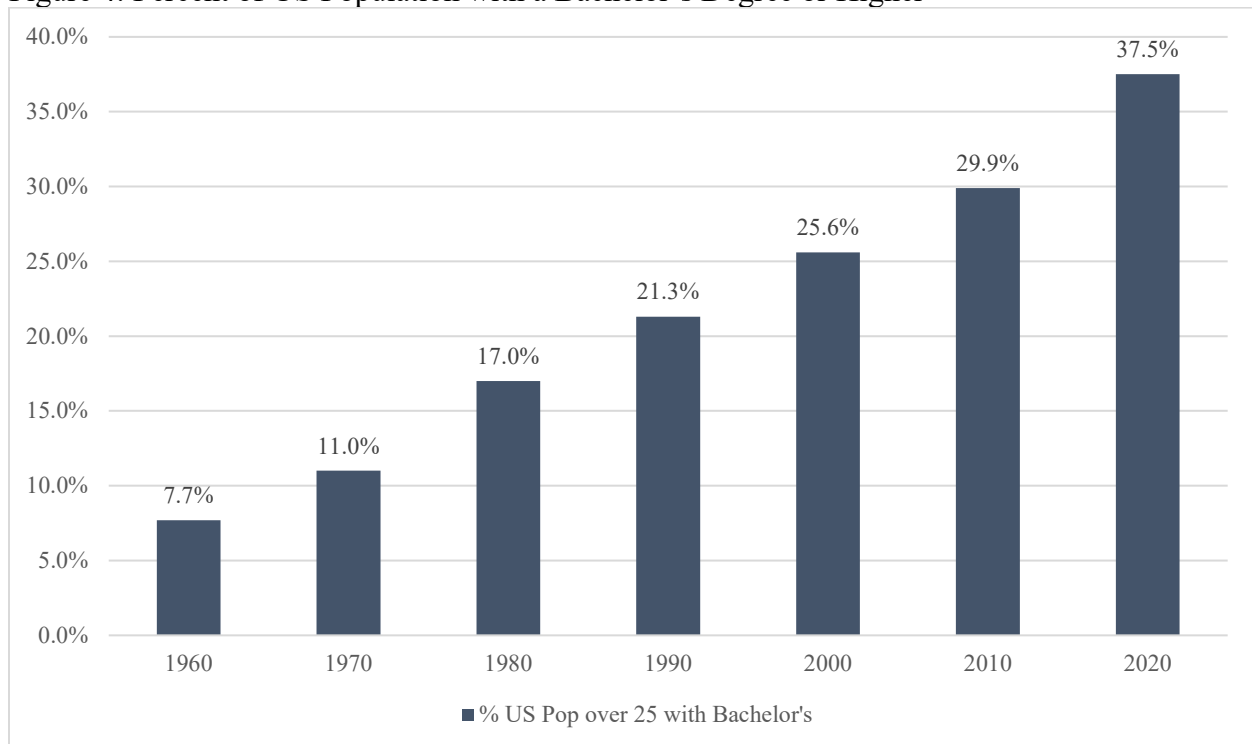
Source: College Board's *Trends in College Pricing*, Public Four-Year Institutions

Figure 3 shows the trend in published rates and what students actually pay between academic charges (tuition and fees) and the total annual cost of attendance. Much of the conversation nationally focuses on increasing costs of college, generally citing published tuition and fee rates at universities. However, over the last decade, the average net tuition and fees paid by in-state students at public institutions has fallen when compared to inflation. This net tuition number would be after any grant aid, but before any loans taken out by students to cover the cost. Over the same time, the net cost of attendance rose until 2020, with the net cost of attendance remaining flat. The impact of the pandemic along with high inflation, over 8% in 2022, caused a downward trend in published cost of attendance when adjusted for inflation.

OUTCOMES DRIVE RESULTS FOR HIGHER EDUCATION

Given the shift of the financial burden of funding education to students and their families, it is important for universities to focus on student outcomes. As with any investment it is important to look at the return, in an article posted by the New York Federal Reserve, *Despite Rising Costs, College is Still a Good Investment*, noted the average rate of return for a bachelor's degree is around 14%. Bachelor's degree holders earn nearly 75% more than the average worker with a high school diploma. The earnings potential of students who graduate college far exceed those who only pursue a high school education, with the average bachelor's degree holder earning nearly \$1 million more over their lifetime than a high school graduate.

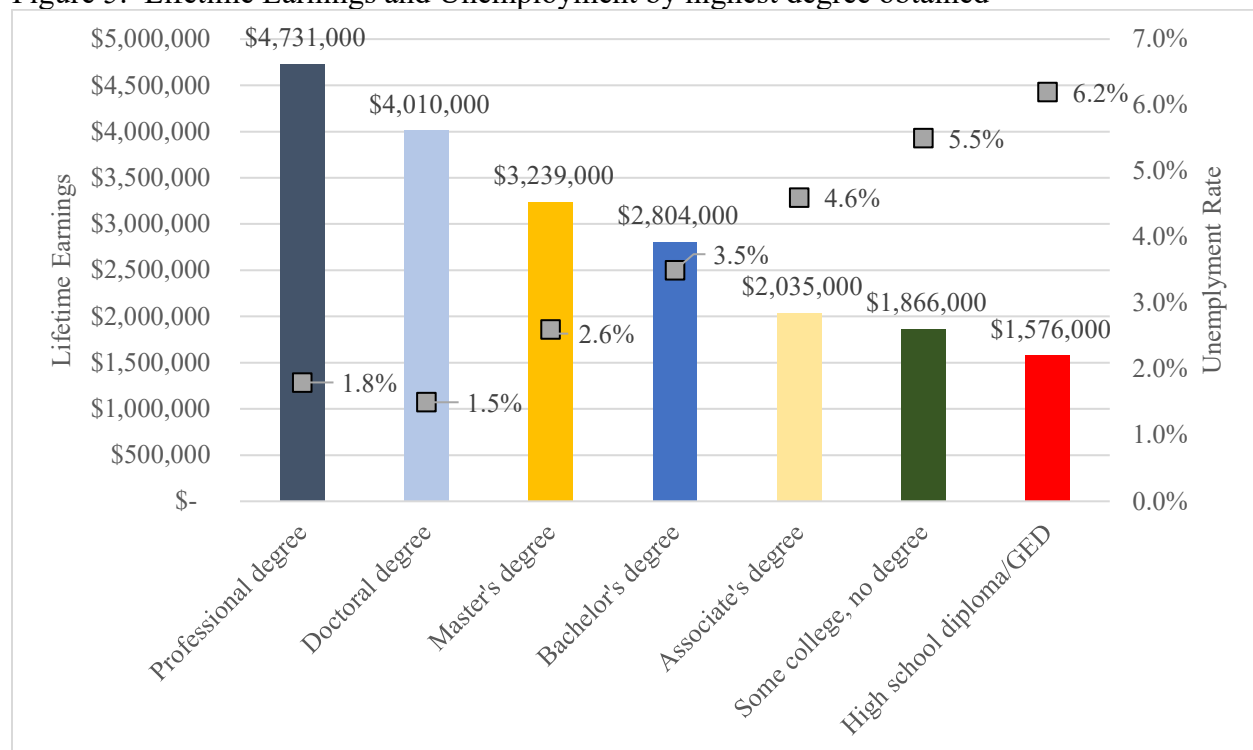
Figure 4: Percent of US Population with a Bachelor's Degree or Higher



Source: US Census Bureau

Figure 4 shows how consumption of higher education has grown across the past seven decades. In 2020, over one third of the US population over 25 years old had a bachelor's degree or higher. This compares to less than 10% of the population in the 1960's. The increase in educational attainment was driven by enrollments and completions at public institutions which enroll three quarters of all higher education students. Over the past six decades, higher education has become accessible to a much larger portion of the American population and has transformed into a key driver of economic wellbeing for the average American.

Figure 5: Lifetime Earnings and Unemployment by highest degree obtained



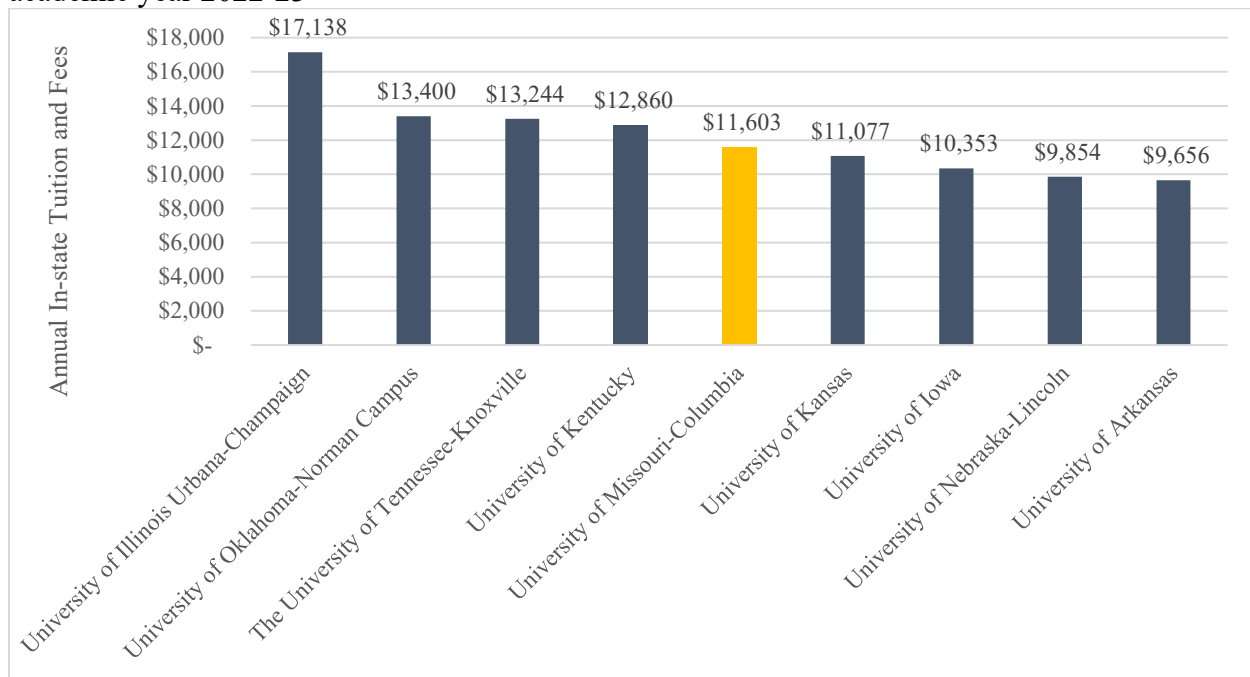
Source: Georgetown University Center on Education and the Workforce and U.S. Bureau of Labor Statistics

Figure 5 shows the expected lifetime earnings and relative unemployment rates by the highest level of education obtained. In general, more education is associated with more earnings and better overall job prospects. In addition to completion, the type of degree and related earnings drive the level of benefit from the degree. The salary outcomes of a bachelor's degree vary widely depending on the type of degree. The difference in expected earnings from the highest earning degree (engineering) and the lowest earning degree (education) is larger than the difference in expected earnings between a high school diploma and bachelor's degree. While the University has maintained differential pricing for over a decade in course fees, the new model is a clearer link between salaries and degree cost.

PRICE – OUTCOME - EARNINGS

Competition on price amongst institutions is increasing as state subsidies have declined over the past two decades. Student consumption patterns continue to show a recognition of quality with doctoral degree granting institutions experiencing smaller enrollment declines than master's institutions, even with gross "listed" price increases above inflation. Public institutions traditionally utilized a low listed price strategy with few scholarships, as the state funding was intended to subsidize gaps funded by students at private institutions. With public appropriations for higher education providing less than half of the funding for public four-year institutions, more public institutions are deploying discounting strategies like those utilized by private institutions. A higher list price allows institutions to shape class characteristics (merit or financial need) by capturing more revenue from students willing and able to pay more. Tuition increases allow the University to continue these types of strategies and provide flexibility to shape an incoming class for student ability and characteristics.

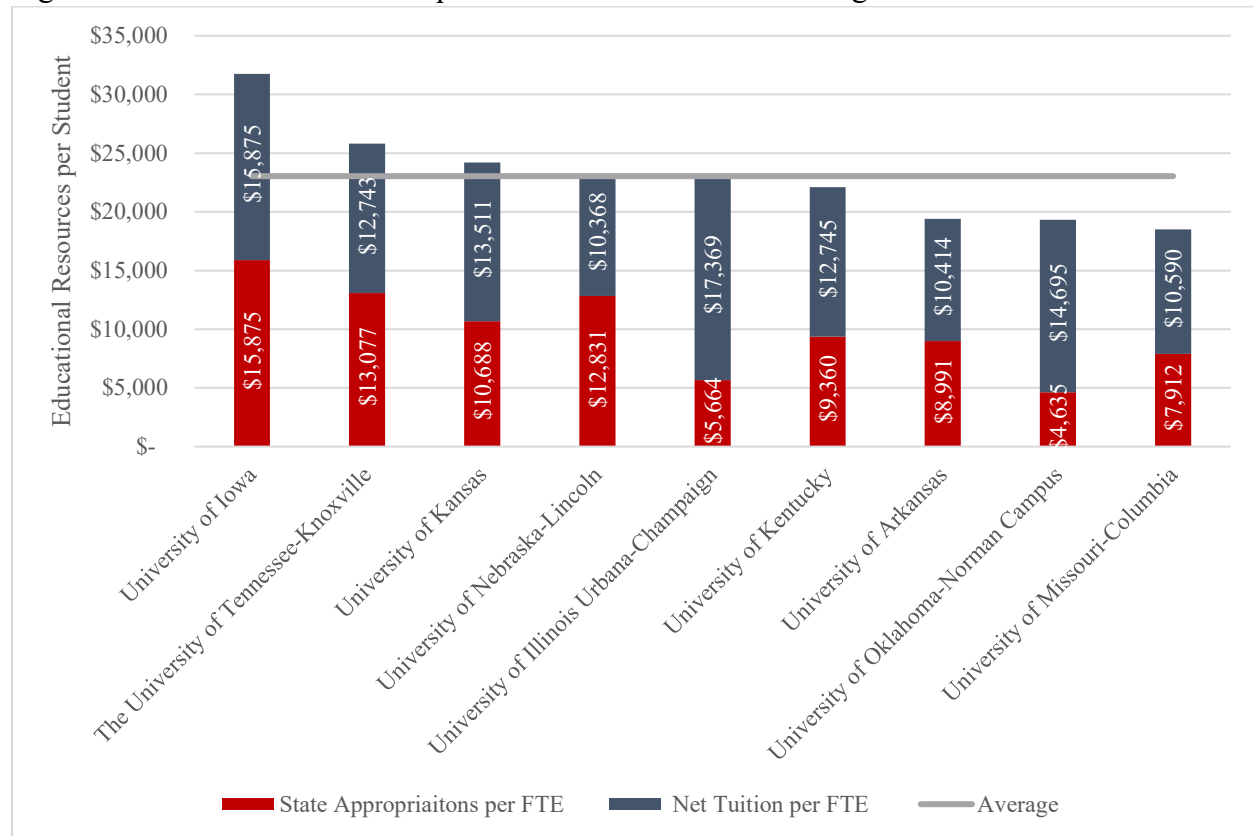
Figure 6: Surrounding State Flagships Annual In-state Listed Undergraduate Tuition and Fees for academic year 2022-23



Source: Institutional websites, priced at 30 credit hours per academic year. Tuition adjusted to exclude supplemental fees or differentials.

As reflected in Figure 6, MU remains competitive for published in-state tuition and fees for surrounding states. For academic year 2022-23 MU is at the median when compared to surrounding states. To surpass the median, MU's tuition would need to increase nearly 11%

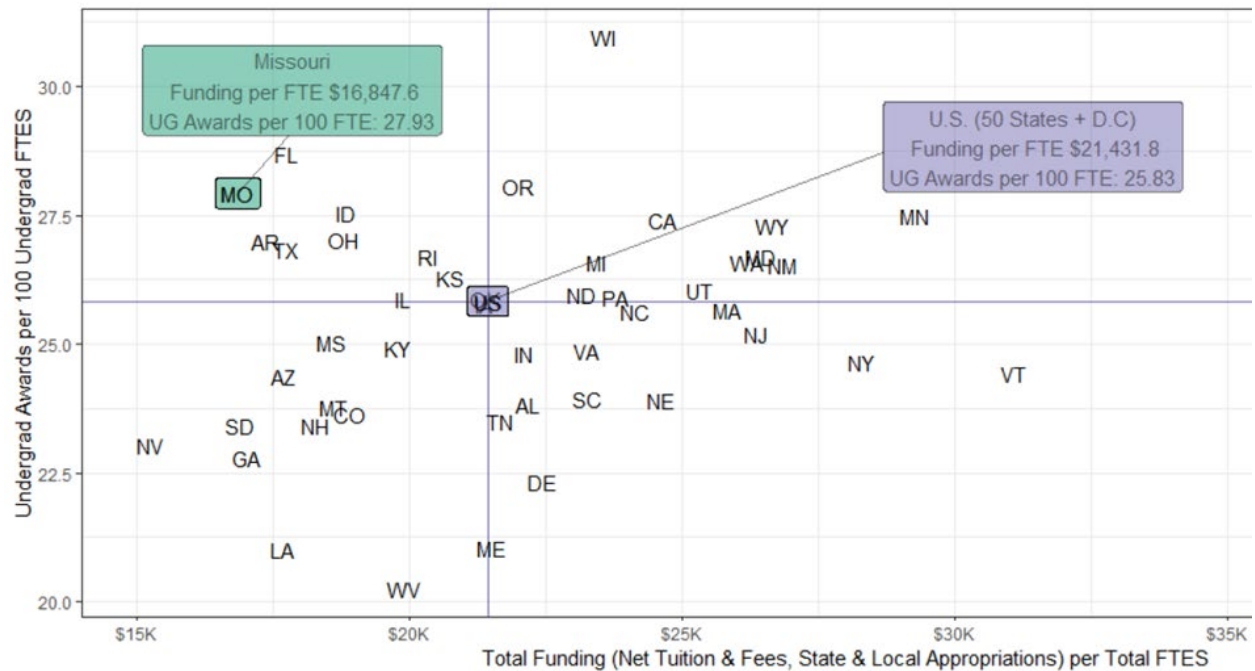
Figure 7: Educational Resources per Student – MU to Surrounding States



Source: IPEDs 2021 Finance Net Tuition and State Appropriations, FTE Enrollment

For FY2021, the University of Missouri’s educational resources (net tuition and state appropriations) per student are 20% or \$4,536 less than the surrounding state average, as reflected in Figure 7. While the University of Missouri is not lowest on either net tuition per student or state support per student, the University is in the bottom half of both measures when compared to surrounding states and last when both are combined. The differences in the tuition numbers in Figure 7 and Figure 6 are largely driven by student mix and student aid discounting strategies. Institutions with more non-residents and professional students collect more revenue per student from higher charges. Institutions with lower amounts of institutional aid also realize more net tuition revenue when compared to gross charges. While MU is on the lower end of resources, MU still maintains positive outcomes when compared to public research university peers.

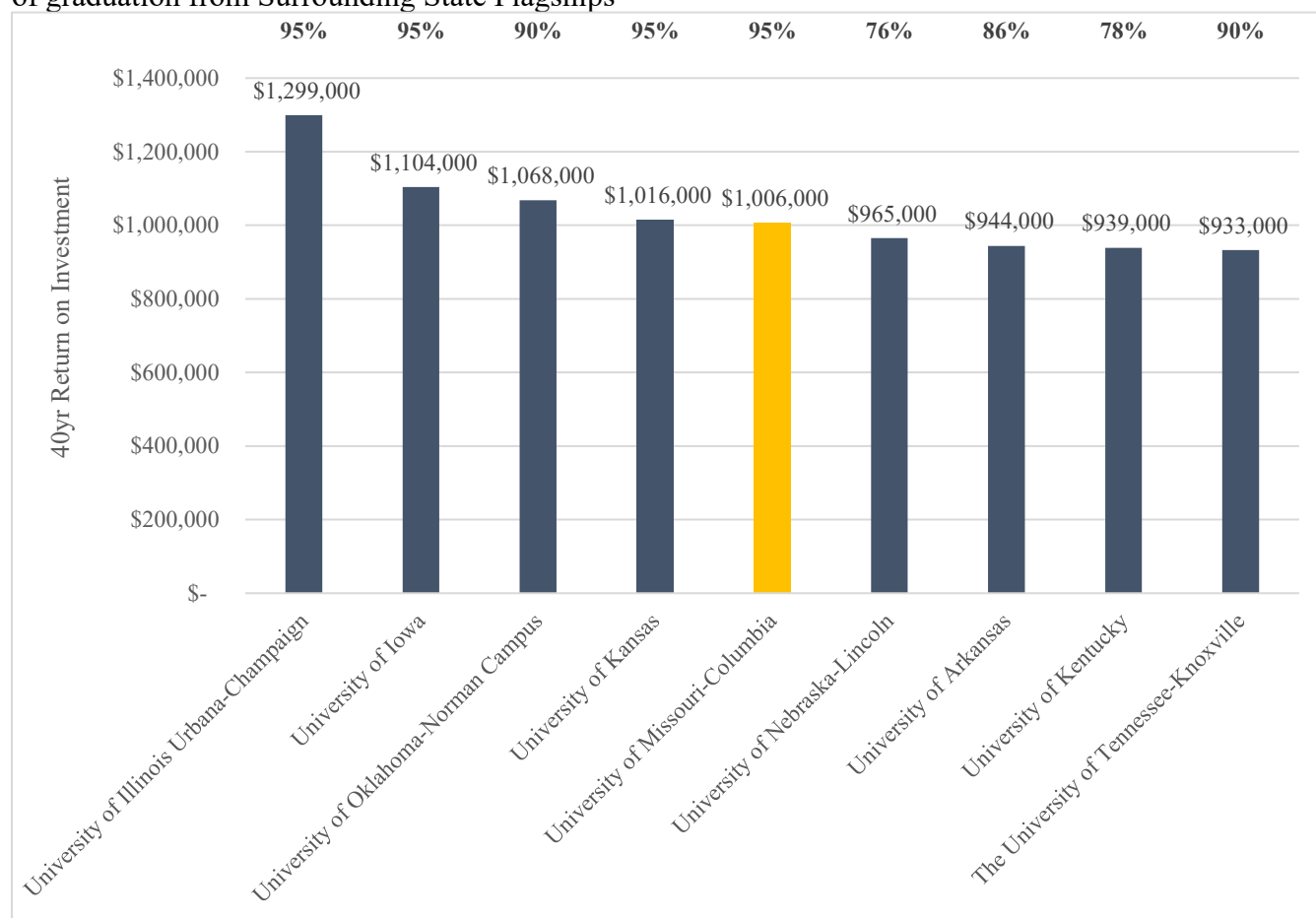
Figure 8: NCHEMs Resources Funding to Outcomes for Public Research Universities.



Source: NCHEMs Sector Analysis

Figure 8 shows the relative funding in the form of state appropriation and net tuition per student (horizontal axis) to degree outcomes (awards per 100 FTE undergraduates). Figure 8 only includes research universities, and therefore only includes the four institutions within the University of Missouri System. The chart demonstrates that for comparably low resources, the Universities generate above average degree outcomes for students. While all sectors of institution in Missouri are underfunded to the peer average, only the public research universities outperform their relevant peers in degree production.

Figure 9: 40yr Return on Investment and % of Students with Career Outcomes within 6 months of graduation from Surrounding State Flagships



Source: Georgetown Center for Education and Workforce

Georgetown University Center on Education and the Workforce published a report *A First Try and ROI*. The Georgetown study attempted to quantify a return on investment for schools based upon an average student. The study utilizes the average cost of attendance (including tuition) over the assumed amount of time to complete a degree and compares those to the average increase in earnings generated by graduates of the school. The earnings and cost are both discounted back into today's dollars to reflect the impact of inflation on earnings and costs. Figure 9 shows the return on investment quantified by Georgetown for MU and surrounding state flagships.

MU is the median when comparing the return on investment to surrounding state flagships, with an MU degree making a recipient \$1 million better off accounting for all costs and earnings. In addition to the positive returns, MU is one of three other surrounding state flagship institutions that have a 95% career outcome rate. This rate refers to the percent of graduates who report a successful employment, continuing education, military, and volunteer service within six months of graduating. These career outcomes rates reflect MU's consistent success in graduating students with degrees that lead to employment post-graduation.

Even though MU is in the middle of surrounding state flagships on both price and return on investment, USNWR recognizes MU as a best value school. MU's best value ranking of 80 bests the next best surrounding state flagship which ranks at 111. The USNWR ranking is a comprehensive ranking that looks at cost together with aid, graduation rates, and career placement rates. While MU is at the average on both price and ROI, the USNWR methodology recognizes both aid programs and quality in the form of graduation and retention rates. These are the same features that cause the UM institutions to stand out in the NCHEMs study. While gross price and ROI may be close to the average for surrounding state flagships, MU exceeds expectations considering its solid graduation rates and career placement rates, delivering consistently positive results with the lowest resource base per student when compared to surrounding states.

FALL 2023 TUITION & FEE RATES

The Rate Schedules proposed for Fall of 2023 will be a significant change in the University's tuition pricing model. The current model of charging by individual credit hour was implemented in 1993 and has been updated annually since then. Over the past 50 years, the University has changed tuition methods multiple times. A brief history of the University's key tuition models over the last 50 years:

- 1961-1965: Plateau tuition on 9 or more credit hours
- 1966-1972: Plateau tuition on 6 or more credit hours
- 1973-1979: Plateau tuition on 9 or more credit hours
- 1980-1983: Plateau tuition on 12 or more credit hours
- 1984-1986: Plateau tuition on 14 or more credit hours
- 1987-1992: Plateau tuition eliminated, separate rates for upper and lower division
- 1993: Current system of a single tuition rate and course fees implemented

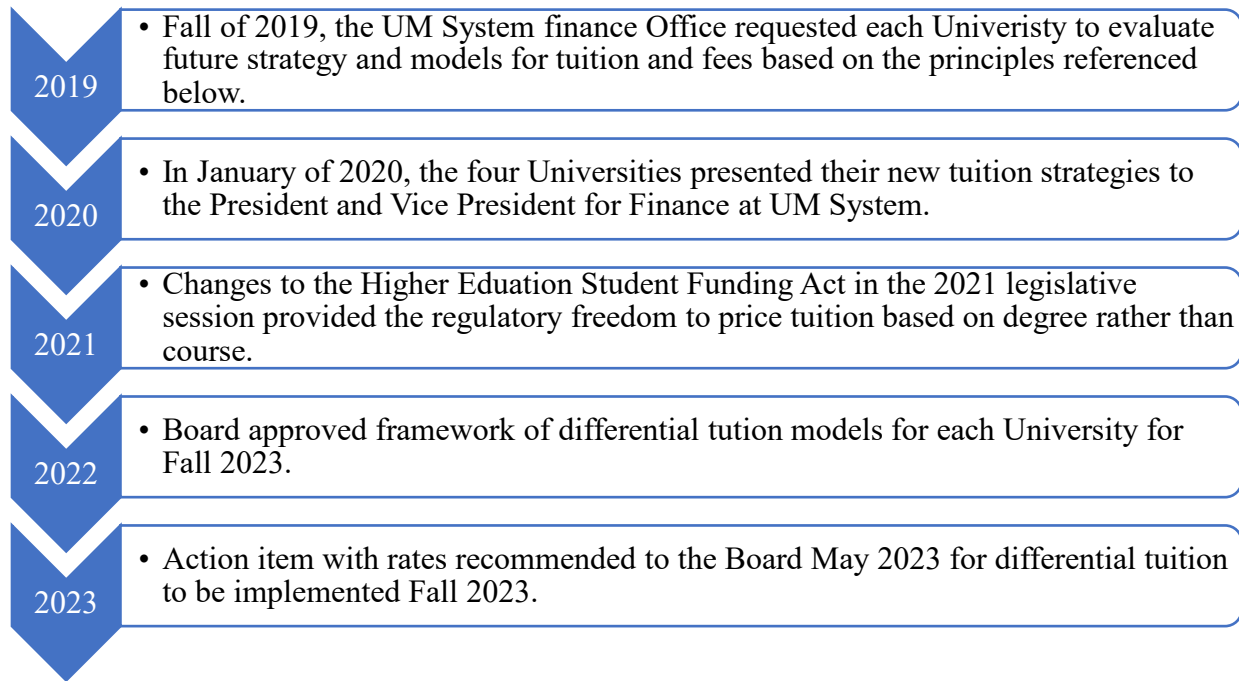
The key change that led to the proliferation of supplemental course fees was the passage of the Higher Education Student Funding Act (HESFA) in 2007. The act required a waiver from the Commissioner of Higher Education for any increase above inflation unless the increase or new fee was approved by a vote of the student body. The act only applied the cap to fees that were charged to all students, allowing public institutions to pass specific course fees without outside approval, as long as those fees were not assessed to all students.

The act was passed in response to increases in tuition on Missouri Resident undergraduates of 8.4% in academic year 2002-03, 19.8% in academic year 2003-04, and 7.5% in academic year 2004-05. These rate increases all exceeded inflation and were largely in response to other revenue reductions. The act sought to limit what were viewed as excessive tuition increases after several decades of growth in state support for public higher education that exceeded inflation.

However, in the years that followed the act's passage, state budgets tightened limiting available funding for higher education. Institutions in Missouri were limited to inflationary increases in tuition, while public institutions in other states were able to increase tuition to offset these declines. This lack of ability to move price created resource constraints for Missouri institutions, causing Missouri to rank last among all states in the change in resources per student in the decade prior to the law's repeal.

Notwithstanding these limitations, Boards, students, faculty, and alumni expected the institutions in the University of Missouri System to maintain a high-quality education, conduct research, and continue to meet their statewide mission all the while remaining competitive with peers. The universities felt this pressure and utilized supplemental fees to generate the incremental resources necessary to meet expectations. In academic year 2004-05, the University only had 12 supplemental fees related to specific programs or colleges. For academic year 2022-23, the University now has 64 supplemental fees across the four universities. Each of these fees was developed in conjunction with an academic department to maintain quality or better compete with peer programs. This type of charging also served as the University's de-facto differential tuition, passing along the higher cost courses directly to the students enrolling in those courses.

The recommendations that follow are the result of the multiple years of work on changing tuition, communicating with constituents internal (faculty, students, and Board) and external (legislation) and if approved will be implemented in Fall 2023.



Principles of Change

The Universities developed the new tuition structures to achieve the following:

- 1) Simple and predictable pricing for students
- 2) Improved student outcomes
- 3) Pricing that reflects the market for and cost to deliver a specific degree

Design Features of the New Model

Each university's plan includes elements of fee simplification for students. The plans limit pricing variables, with a focus on pricing at the program level based upon the student's degree, rather than the classes the student selects. This simplification allows the student to know their tuition costs when they are accepted into a program or declare a major. Table 1 outlines the proposed tuition structure changes by university.

Table 1: Summary of Tuition Structure Changes

	MU	S&T	UMKC	UMSL
Tiered tuition based on primary program	✓	✓	✓	✓
Individual supplemental course fees eliminated for undergraduates	✓	✓	✓	✓
Freshman or Core 42 only rate		✓	✓	
Tuition Plateau structure	✓	✓		
Consolidation / structure change to IT fee and/or activity, facility, and service fees ²	✓	✓	✓	N/A ¹

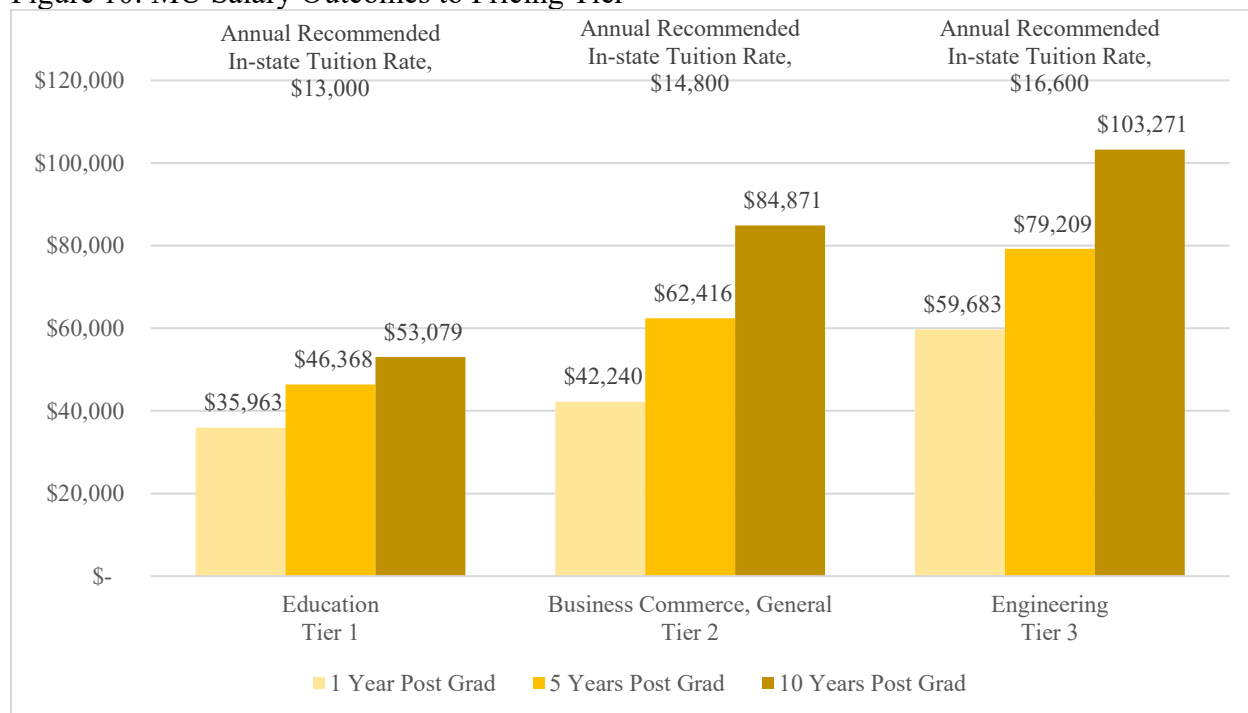
Note 1: UMSL activity, facility, and service fees are currently included in tuition rate

Note 2: All universities recommend consolidating the IT fee into differential tuition rate. Missouri S&T will be restructuring activity, facility, and service fees.

Differential Tuition

Differential Tuition charges students a single rate for all classes taken and reflect the earning potential of a degree and the costs associated with offering the program. Differential tuition will be charged to students based upon their primary degree program of study. The universities have differentiated pricing for bachelor's degree courses with supplemental fees for more than a decade. Currently, the universities follow the course fee model whereby the fee is attached to the course rather than the student. As a result, students pay different rates for different classes, especially those taken across colleges. The average bachelor's student takes more than 40 courses on their path to a degree. Under the current model, each of these courses could have a different rate per credit hour. The students' course selections on electives can make the total price of the degree difficult to predict, as supplemental fees vary across courses. The differential tuition tiers make it easier for students to estimate the total cost of their degree, and align that cost with their potential earnings related career outcomes.

Figure 10: MU Salary Outcomes to Pricing Tier



Source: United States Census Bureau Post-Secondary Employment Outcomes Explorer

Figure 10 shows median earnings one, five, and ten-years post-graduation from the top degrees by volume within each differential tuition tier at MU, with the highest volume degrees for the other universities located in [Appendix 3](#). The tuition tier follows the earnings of the degree, with the highest earnings tied to the highest prices. This aligns degree price with earnings, linking the cost of the degree to the median ultimate outcome from the degree. The differential tuition structure more clearly defines this cost for the student, allowing easier linking to potential earnings-related outcomes. In addition to earnings, the universities also considered cost factors such as small class sizes, more expensive laboratory and clinical space, and specialized equipment requirements in setting differential tuition rates.

The universities implemented the differential tuition models by *eliminating individual supplemental course fees*. This elimination simplifies the pricing variables and makes the student bill easier to understand by replacing multiple lines of tuition and fees with one rate that combines tuition and supplemental fees. Supplemental fees will remain for institutions not implementing differential tuition for graduate students, but these fees do not have the complications seen at the undergraduate level as graduate students generally take all their courses within one college. Supplemental fees will remain for professional degrees such as Medicine, Optometry, and Veterinary Medicine these separate fees represent clinical fees to recover increased costs of education at different points in these students' careers.

Differential tuition will result in a more predictable outcome for students. This combined rate for course offerings will simplify billing from the student's perspective and reduce the need for bill changes as students change classes at the beginning of the semester. In addition to the pricing

simplification elements, the universities will realize the following benefits and efficiencies by implementing the proposed tuition structure:

- The Student Financial Aid Office will be able to predict, process, and communicate financial aid packages to students earlier in the enrollment process.
- The Cashiers Offices will reduce the number of bills produced as a result of the pricing simplification. A student will not see changes in their tuition bill from switching courses while maintaining the same credit hour load. Students under the plateau model will not see changes to their assessed tuition unless hours dropped or added fall outside of plateau range. The volume of questions received from students will decline as the variability in undergraduate course fees no longer exist.
- The Enrollment Management and Student Advising offices will be able to clearly communicate tuition charges to future or current students in advance of registration.

Differential tuition combines previous base tuition with all supplemental fees and the information technology fee. Table 2 demonstrates the crosswalk of current rates to the new differential tuition structure and adds in mandatory fees to give the complete cost picture for an undergraduate student.

Table 2: Tier 1 Differential Resident Tuition Semester Rate Conversion by University

	MU	S&T	UMKC	UMSL
Approved Fall 2022 Rates				
Resident Undergraduate Tuition	\$335.80	\$330.90	\$327.90	\$396.10
Information Technology Fee	\$15.70	\$17.00	\$17.30	\$0.00
Average Supplemental Fee ¹ Rate	\$60.03	\$71.03	\$10.00	\$56.70
Fall 2022 Differential Tuition ² Rate	\$411.53	\$418.93	\$355.20	\$452.80
Credit Hours per Semester	15	15	15	15
Fall 2022 Differential Tuition² per Semester	\$6,173.00	\$6,284.00	\$5,328.00	\$6,792.00
Average Proposed Increase per Semester	\$327.50	\$216.00	\$271.50	\$408.00
Proposed Fall 2023 Differential Tuition per Semester	\$6,500.00	\$6,500.00	\$5,599.50	\$7,200.00
Fall 2022 Mandatory Fees	\$529.18	\$596.28	\$735.40	\$0.00
Proposed Mandatory Fees Increase per Semester	\$32.06	\$38.72	\$36.60	\$0.00
Proposed Fall 2023 Tuition and Mandatory Fees per Semester	\$7,061.24	\$7,135.00	\$6,371.50	\$7,200.00
Proposed % Semester Increase	5.4%	3.7%	5.1%	6.0%

Note1: Average supplemental fees do not represent a specific set of course fees or student level. This amount represents the average supplemental fees assessed to students across courses and levels within this tier per credit hour.

Note 2: Differential tuition equals tuition rate plus information technology fee plus supplemental fees. Calculated at 15 hours for comparability of rates across plateaus.

It is important to note that Table 2 only represents an average of what students will experience as the pricing change. The actual increase will depend on the change in the types of courses that students took across different supplemental fee tiers. The implementation of plateaus at MU and Missouri S&T further skews the comparison for individual students, but the increases above do reflect the expected average across all students at the standard consumption of 15 credit hours per semester.

Table 3 provides a demonstrative example of differential tuition for a sample MU Education major.

Table 3: MU Resident Undergraduate Education Major - Example

Fall 2022 Undergraduate Education Major Bill			
	Rate	Credit Hours	Total Assessed Tuition & Fees
Undergraduate Resident Tuition	\$335.80	15	\$5,037.00
Information Technology Fee	\$15.70	15	\$235.50
College of Arts & Science Course Fee	\$75.00	3	\$225.00
College of Education Supplemental Course Fee	\$59.50	12	\$714.00
Student Activity Fee ¹			\$267.60
Recreation Center Fee ¹			\$166.46
Student Health Fee ¹			\$95.12
Total			\$6,740.68

Note1: Activity, Facility, and Service Fees are capped at 12 credit hours

Fall 2023 Undergraduate Education Major Bill			
	Rate	Credit Hours	Total Assessed Tuition & Fees
Undergraduate Resident Differential Tuition		15	\$6,500.00
Student Activity Fee ¹			\$284.04
Recreation Center Fee ¹			\$176.40
Student Health Fee ¹			\$100.80
Total			\$7,061.24

Note1: Activity, Facility and Service Fees are capped at 12 credit hours

Fall 2023 differential tuition rate

In Fall 2023, tuition, supplemental fees, and technology fees will be combined into a single differential tuition rate. The example student took 15 credit hours in the fall semester with 3 hours in the College of Arts and Science and 12 hours in the College of Education. In the prior model, these courses had a separate hourly rate. In this student's case, these two supplemental fees contributed to \$939.00 in additional cost of the semester (\$225.00 + \$714.00). Dividing by the fifteen hours, this amounts to an average hourly supplemental rate of \$62.60 for this particular student.

This example also shows why the change is largely student dependent, with course mixes driving differences in cost through the combination. The new differential tuition tiers will include multiple programs which historically attached supplemental fees to multiple courses at multiple rates. When setting the rates for each differential tuition tier, the universities calculated the average supplemental fee which would have been assessed separately to students.

Plateau Tuition at MU and Missouri S&T

Plateau pricing models encourage full time students to take a full course load to complete their degree on-time. Undergraduate population characteristics drive the proposed adoption of plateau models. As presented in Table 4, the majority of MU and S&T's undergraduate population consist of full-time students. Full-time students benefit from tuition plateaus, whereas part-time students end up paying more in a plateau model. The urban universities draw a greater population of part-time students that would not benefit from a tuition plateau model.

Table 4: Fall 2022 Undergraduate Headcount by Institution

	MU	S&T	UMKC	UMSL
% of Undergraduates Full-Time	93%	89%	55%	34%
% of incoming cohort as Transfer ¹	20%	18%	42%	72%
% of incoming cohort First-time-college ¹	80%	82%	58%	28%

Note 1: Population is degree seeking

Both MU and S&T plan to implement a fixed price tuition rate for full time students (plateau tuition) beginning Fall of 2023. Plateau rates charge students the same amount for a range of credit hour consumption, generally at levels considered full time for students. Both MU and S&T's plateaus are priced at previous rates for 15 hours per semester. 15 hours per semester is the standard amount of credit hours per semester required to graduate in four years with a bachelor's degree (15 hours * 8 semesters = 120 hours minimum for bachelor's degree). The goal of the plateau model is to encourage students to take 15 hours per semester each semester. Table 5 demonstrates the impact of the plateau for MU students based on proposed Fall 2023 rates:

Table 5: Variance for Plateau Implementation, MU Fall 2023 Tier 1 Rate Example

Student Credit Hours	Per Credit Hour Model		Plateau Model		Semester Variance Between Models	
	Per Credit Hour	Semester	Per Credit Hour ¹	Semester	Dollar	Percent
1 to 11	\$433	\$433 to \$4,767	\$542	\$542 to \$5,962	\$109 to \$1,195	25%
12	\$433	\$5,200	\$542	\$6,500	\$1,300	25%
13	\$433	\$5,633	\$500	\$6,500	\$867	15%
14	\$433	\$6,067	\$464	\$6,500	\$433	7%
15	\$433	\$6,500	\$433	\$6,500	\$0	0%
16	\$433	\$6,933	\$406	\$6,500	(\$433)	-6%
17	\$433	\$7,367	\$382	\$6,500	(\$867)	-12%
18	\$433	\$7,800	\$361	\$6,500	(\$1,300)	-17%
19 to 26	\$433	\$8,233 to \$11,267	\$371 to \$417	\$7,042 to \$10,836	(\$1,191) to (\$431)	-14% to -4%

Note 1: Per credit hour rate represents average rate not assessed tuition rate, as plateau sets a flat rate within the plateau range of 12-18 hours.

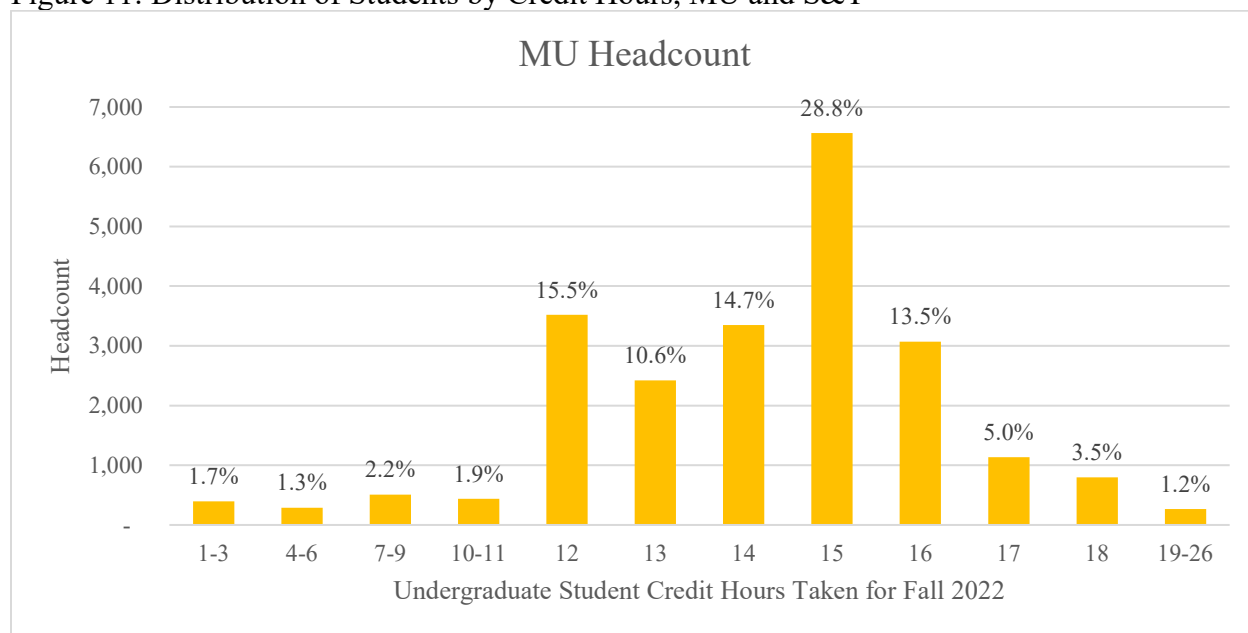
Table 5 shows the difference between the plateau amount compared to the previous model for different levels of student credit hour consumption. Students consuming less than 15 hours will see an increase in assessed tuition and fees. Students consuming more than 15 credit hours will

see a decrease in assessed tuition and fees. As shown by the dollar value differences, students at the lower end of the plateau pay for the students at the higher end of the plateau in dollars. The comparison between dollars and percent also shows how the percentage can be misleading, as the dollars generated from the higher percentage increases at the lower levels are the same amount as the dollars generated from the lower percentage savings at the higher levels.

To move to a plateau model, institutions must increase hourly tuition rates below standard amount of credit hours per semester required to graduate in four years. These hourly rate increases (up to 25%) create the incentive to take 15 hours within the plateau. In a plateau model, tuition rates per hour no longer comparable to the former tuition per hour rates charged to all students. This is because the real hourly rates paid by students changes within the plateau range. The increase in hourly rates disproportionately impacts part-time students, which are small populations at both MU and Missouri S&T. Both institutions are aware of the change and are working to mitigate the transition impacts on students, especially those students with very few credit hours remaining until obtaining their credential.

The reason for implementing plateau tuition is to encourage students to take 15 hours per semester to graduate on time. The plateau provides a financial incentive to take a full load. Figure 11 demonstrates the distribution of students by hours taken for the Fall 2022 semester.

Figure 11: Distribution of Students by Credit Hours, MU and S&T



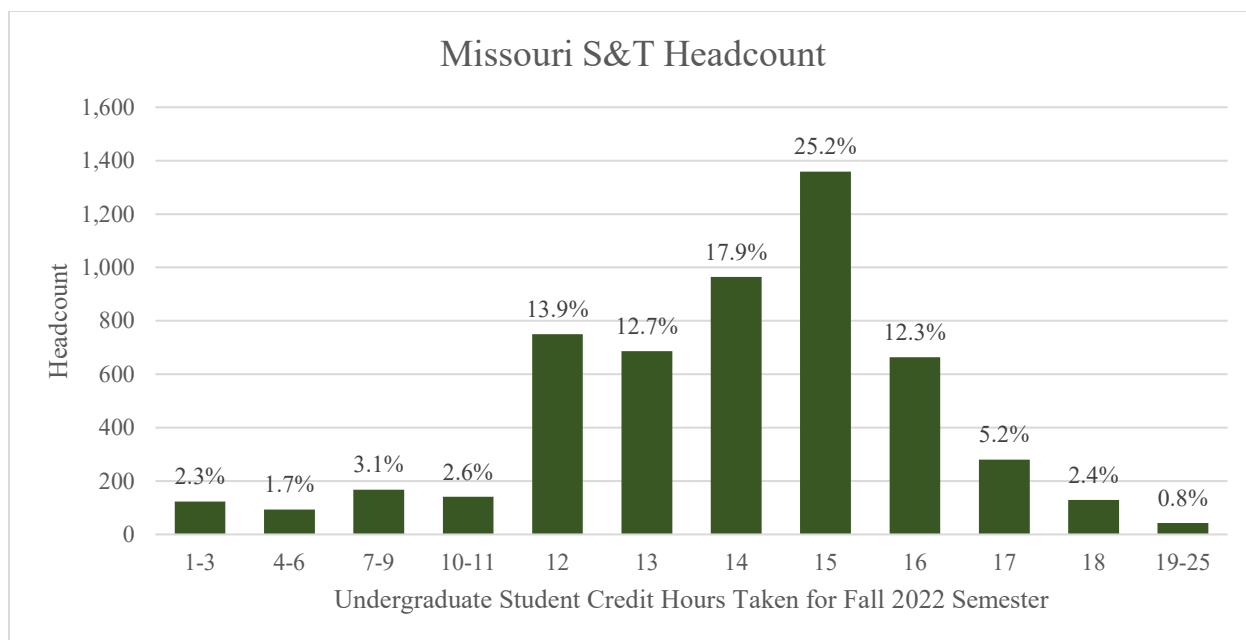


Figure 11 demonstrates that 15 credit hours is the most common consumption per semester by students. 15 credit hours is the average amount of credit hours per semester required for students to graduate in four years. However, the students taking less 15 hours outnumber students who take more than 15 hours. A significant number of students at MU and S&T took 12 credit hours, the full-time minimum threshold. If a student takes 12 credit hours per semester, they will graduate in five years instead of four (12 hours * 10 semesters = 120 required hours). In the current model, 41% of students took between 12-14 hours in the semester. By taking less than 15 hours, these students will have to make up for classes with either advanced placement credits, summer school, or a higher load later in their career to graduate on time. These small variances can leave students short classes at year four and cause them to incur another year of living costs towards their education. The plateau model removes a pricing barrier, charging the same price for students between 12-18 credit hours per semester. The goal of changing to the plateau model is to shift this distribution over time, with more students consuming 15 hours in a semester to stay on track to graduate on time. Encouraging students to complete degrees on time saves both out of pocket cost, and reduces the opportunity cost in the form of lost earnings.

Table 6: Total Cost to Complete Degree in New Model Tier 2

Time to Graduate	Credit Hours per Semester	In-State Total Tuition	Total Estimated Indirect Costs	Total Cost of Attendance
3.5 Years	17	\$51,812	\$67,424	\$119,236
4 Years	15	\$59,222	\$77,056	\$136,278
5 Years	12	\$74,030	\$96,320	\$170,350
6 Years	10	\$74,040	\$115,584	\$189,624

Table 6 demonstrates indirect costs (housing, food, travel, etc.) drive increased completion costs for students over time. A student who takes six years to graduate will end up paying 39% more than a student who graduates in four years. A student who graduates a semester early can save 14% over a student who graduates in four years. With the plateau implementation, students who

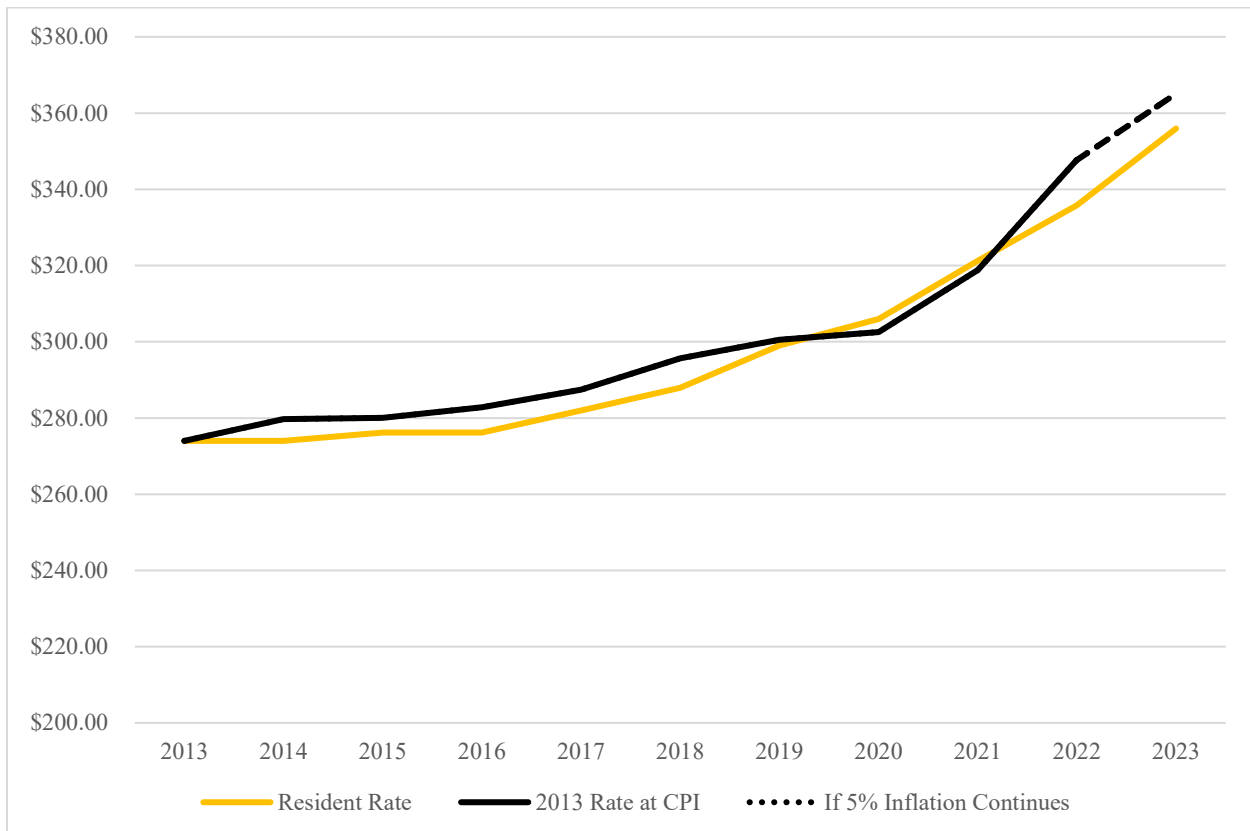
graduate in four years will save over \$19,000 in indirect costs and \$14,000 in tuition over those students who graduate in five years. Under the previous tuition model students would have only recognized indirect cost savings.

Managing the transition to plateau rates will be a key issue for MU and S&T. The universities have not had plateaus for current students, and current students have not been able to plan for their degree as if the plateau existed. For instance, some students in the under 12 credit hours group may be seniors finishing up a few classes to their degree. These seniors did not have the opportunity to access the plateau model in a prior year, especially if they had a cost issue for a class. During this implementation year the University's financial aid office will work with these seniors impacted to manage adverse impacts.

Proposed Tuition Rates for Fall 2023

Each university proposed rate schedules that sought to balance student affordability with inflationary cost pressures. Revenues from tuition increases will support University priorities and will be incorporated into the budgets presented to the Board for approval at the June meeting. As presented in Figure 12, the undergraduate resident tuition has tracked with inflation for the last decade, falling behind inflation slightly over the past two years.

Figure 12: Resident Undergraduate Tuition Base Rate to Inflation



Source: University Records and BLS Inflation Data CPI-U by Month (June 30). Fall 2023 Rate adjusted to reflect only tuition for comparability.

Figure 12 demonstrates resident undergraduate tuition rates compared to June inflation. As demonstrated in the chart, inflation rapidly increased in 2021 and continued to accelerate into 2022. As of June 30, 2022, inflation was running 9% higher over the prior year. As of March 2023, the year over year growth is 5% and that remains the estimate for FY2023 reflected in the chart. Over the last decade, the University of Missouri's tuition increases for resident students have lagged inflation, similar to the national trend Figure 3. The proposed increase for fall 2023 will continue to keep the University below the inflationary trend over the last decade.

The following tables show the recommended rates for undergraduate tuition. Rate tables are presented separately for those institutions recommending a plateau (MU and S&T) and those who do not (UMKC and UMSL).

Universities with Plateau Tuition for Undergraduates

MU and Missouri S&T will implement plateaued tuition for undergraduates. As noted in the previous section, this is largely a reflection of their respective student populations that tend to be full-time students. MU and S&T will charge a flat fee (plateau) between 12 and 18 credit hours. University priced the plateau rate at 15 hours of the current rate plus an inflationary increase. More detail on the programs by tier can be found in the appendix. Proposed rates are increases of 3-8% depending on the program and previous supplemental fees.

Proposed Undergraduate Differential Tuition Plateau Rates Fall 2023

[See appendix for program details](#)

			Plateau Rate (12-18 Hours)	
		College or Program Included in Tier	Resident	Nonresident
MU	Tier 1	Arts & Science / CAFNR / Education	\$6,500.00	\$16,600.00
	Tier 2	Arts & Science / CAFNR / Business / Pre-Engineering / Health Science / Journalism / Pre-Nursing	\$7,400.00	\$17,500.00
	Tier 3	Accountancy / Engineering / Nursing	\$8,300.00	\$18,400.00
S&T	Freshman Rate	Undergraduate students with fewer than 30 earned credit hours	\$6,500.00	\$15,200.00
	Tier 1	Humanities / Economics / Education / Social Sciences	\$6,500.00	\$15,200.00
	Tier 2	Laboratory Sciences / Business / Information Science & Technology / Mathematics / Environmental Science	\$7,500.00	\$16,200.00
	Tier 3	Engineering & Computing	\$8,500.00	\$17,200.00

Rates above reflect rates between 12-18 credit hours. Students within the plateau have the potential to pay less per hour if they take more than 15 hours and pay more if they take less than 15 hours.

S&T proposed differential tuition rates are based upon program of study. Freshman will be charged a lower rate to reflect the relatively lower cost of freshman classes and allow students time to select their major. The differential tuition rates will begin once students surpass 30 credit hours and select a program of study.

MU's proposed differential tuition rates begin from first enrollment and follow program of study. MU has a broad array of programs, and many freshmen start off with an intended major or pre-major. Each college reviewed matriculation patterns for students in choosing tuition tiers for students over their career. As an example, engineering students start taking classes that apply towards engineering in their first year on campus. These "pre" majors are in the middle tier of differential tuition. Once they are admitted into the engineering program, they move up into the highest tier of differential tuition. While MU does not have a freshman rate like S&T, there is still a level of cost differentiation that reflects students' progression towards their degree and admission into more competitive programs such as nursing and accounting.

The following proposed per credit hour rates will be assessed to students enrolled in less than 12 credit hours or students enrolled in more than 18 hours will be assessed the plateau rate on the first 18 hours and per credit hour rate on additional hours taken.

Proposed Undergraduate Differential Tuition Rates Outside Plateau Fall 2023

[See appendix for program details](#)

			Per Credit Hour	
College or Program Included in Tier			Resident	Nonresident
MU	Tier 1	Arts & Science / CAFNR / Education	\$542.00	\$1,384.00
	Tier 2	Arts & Science / CAFNR / Business / Pre-Engineering / Health Science / Journalism / Pre-Nursing /	\$617.00	\$1,459.00
	Tier 3	Accountancy / Engineering / Nursing	\$692.00	\$1,534.00
S&T	Freshman Rate	Undergraduate students with fewer than 30 earned credit hours	\$542.00	\$1,267.00
	Tier 1	Humanities / Economics / Education / Social Sciences	\$542.00	\$1,267.00
	Tier 2	Laboratory Sciences / Business / Information Science & Technology / Mathematics / Environmental Science	\$625.00	\$1,350.00
	Tier 3	Engineering & Computing	\$708.00	\$1,433.00

Hourly rates charged if students take less than 12 hours and on any hours over 18. These hourly rates are not comparable to previous hourly rates. New rates include tuition, supplemental fees, and the information technology fee. To implement the plateau, hourly prices were increased by 25% below the plateau.

The hourly rate will be applied to the first 11 credit hours. Students with more than 18 hours will be charged the plateau rate plus the hourly rate multiplied by the number of hours above 18 hours. Only 4% of credit hours will be charged outside of the plateau if current consumption patterns hold. Proposed summer per credit hour rates will be discounted and are disclosed in the appendix.

Universities with Hourly Tuition for Undergraduates

UMKC and UMSL will continue charging hourly tuition, but will implement differential rates. As noted in the previous section, this is largely a reflection of their respective student populations that tend to be more part-time in nature. Proposed rates are estimated to be an increase 5-6% depending on the program and previous supplemental fee schedule.

Proposed Undergraduate Differential Tuition Rates Fall 2023

			Price per Credit Hour	
College or Program Included in Tier			Resident	Nonresident
UMKC	Tier 1	UMKC Essentials / CORE 42 Campus Base Rate	\$373.00	\$973.00
	Tier 2	Humanities and Social Sciences / Psychology / Architectural Studies / Urban Studies / Biology / Earth & Environmental Studies / Physics & Astronomy / Chemistry / Mathematics & Statistics	\$373.00	\$973.00
	Tier 3	Education	\$388.50	\$988.50
	Tier 4	Conservatory	\$420.00	\$1,020.00
	Tier 5	Health Studies	\$444.00	\$1,044.00
	Tier 6	Business	\$450.00	\$1,050.00
	Tier 7	Dental Hygiene	\$465.00	\$1,065.00
	Tier 8	Engineering and Computer Science	\$483.00	\$1,083.00
	Tier 9	Nursing – BSN and RN to BSN	\$534.00	\$1,134.00
UMSL	Tier 1	Arts & Sciences / Education / Social Work	\$480.00	\$1,194.00
	Tier 2	Business / Non-Degree	\$541.00	\$1,255.00
	Tier 3	Nursing	\$584.00	\$1,298.00
	Tier 4	Engineering	\$593.00	\$1,307.00

UMKC proposes the implementation of differential tuition by program with a separate base rate for the core requirements of all degree programs. The base rate of differential tuition includes former tuition, information technology fee, instructional design/technology fee, and portion of the life sciences fee currently paid by students across many majors. This rate will apply to basic undergraduate programs listed in the appendix. The base rate will also apply to Core 42 course offering no matter the student's degree program selection. This is like Missouri S&T's freshman rate to provide a cost reduction to students in the first part of their college career. The premium program rates reflect the rates for programs in colleges and largely reflect the prior differentials in supplemental fees.

UMSL has proposed to charge four tiers of differential tuition rates based upon program of study within the specific colleges listed on the approval schedule. UMSL's tuition rates include the Activity and Facility fees charged separately at the other three institutions. Differential rates largely reflect both the cost of prior supplemental fees and differences in the markets for degree programs.

UMKC and UMSL have Metropolitan undergraduate tuition rates for students from Kansas and Illinois counties in their market area. UMSL and UMKC also have undergraduate rates which include the state of Illinois and Kansas, respectively. The Metropolitan, Illinois, and Kansas tuition rates are proposed to increase the same as Missouri resident rates. UMKC also has a Heartland undergraduate tuition rate which equals 150 percent of the Missouri resident rate. Heartland states include Arkansas, Iowa, Kentucky, Oklahoma, South Dakota, Tennessee, and Texas.

Graduate Tuition

MU, S&T, and UMSL recommend graduate differential tuition. The base rate of differential tuition includes former tuition, information technology fee, and supplemental program/course fees. UMKC will not implement differential tuition rates for graduate programs. Graduate supplemental fees which are currently assessed at UMKC are tied to specific academic program or school. It is uncommon for graduate students to enroll in courses outside of the college/school in which their degree is being offered. As such, students are aware prior to billing of additional assessed charges from the college/school. UMKC proposes the combination of the information technology fee and graduate writing fee into the graduate tuition rate as these fees are assessed to all graduate students.

The following tables show the recommended rates for graduate tuition. Proposed rate increases for graduate programs range from 2% - 6% depending on program.

Proposed Graduate Differential Tuition Rates Fall 2023

[See appendix for program details](#)

		College or Program Included in Tier	Per Credit Hour	
			Resident	Non-resident
MU	Tier 1	Arts & Science / CAFNR	\$500.00	\$1,250.00
	Tier 2	Education / Medicine	\$535.00	\$1,285.00
	Tier 3	Business / Applied Behavior Analysis / Health Science / Journalism	\$575.00	\$1,325.00
	Tier 4	Business / Engineering	\$650.00	\$1,400.00
	Tier 5	National Market Range	Range Min: \$575 – Max: \$1,400	
S&T	Tier 1	Technical Communications / Industrial-Organizational Psychology / Non-degree	\$550.00	\$1,000.00
	Tier 2	Applied Mathematics / Mathematics / Business Administration / Information Science and Technology	\$625.00	\$1,075.00
	Tier 3	Applied and Environmental Biology / Chemistry / Physics / Geology & Geophysics	\$725.00	\$1,175.00
	Tier 4	Engineering / Engineering Management / Undeclared	\$750.00	\$1,200.00
UMSL	Tier 1	College of Arts & Sciences / School of Social Work	\$614.00	\$1,460.00
	Tier 2	College of Education / Non-degree	\$661.00	\$1,507.00
	Tier 3	College of Business Administration	\$769.00	\$1,615.00
	Tier 4	College of Nursing	\$889.00	\$1,735.00

Tier 5 recommended by MU sets a range for programs with a clear premium employment market and competition, such as nursing and data science and analytics. The range allows MU the ability to price specific degree programs based on market sensitivity demand factors, including non-resident premium up to the current differential of \$750 per credit hour.

S&T recommends an international graduate rate which will be \$300.00 above the non-resident per credit hour rate.

Proposed Graduate Base Tuition Rates for Fall 2023

	College or Program Included in Tier	Per Credit Hour	
		Resident	Non-resident
UMKC	Base Graduate Tuition	\$488.00	\$1,255.00
	Nursing Graduate Tuition	\$707.00	\$1,327.00

UMKC will maintain a base graduate tuition rate with separate supplemental fees. UMKC maintains a separate tuition rate for graduate nursing programs which UMKC assesses on all graduate nursing credits, which has been a past practice for UMKC. UMKC and UMSL have Metropolitan graduate tuition rates for students from Kansas and Illinois counties in their market area. The Metropolitan tuition rates are the same as Missouri resident rates.

MU proposes a graduate certificate range from \$500 to \$1,400 per credit hour. Approval of this proposed range will provide MU with the opportunity to develop and implement graduate certificate programs quickly to respond to the professional development market needs. Graduate certificates are credentials representing specialized training in a specific topic or skill and are not considered a graduate degree. These programs typically only take a short period of time often between 12-15 credit hours.

Professional School Tuition

The University recommends including the information technology fee in the professional tuition rate, increases reflected below excludes the impact of the consolidation of the information technology fee into the tuition rate. Proposed increases are based on market analysis of the schools, their relationship to the university strategic plans and cost pressures. Professional schools represent post-baccalaureate degrees with specific licenses, i.e., Medicine, Pharmacy and Law. These recommendations are summarized below.

Proposed Professional School Program Tuition Percent Increase (Decrease)

	Resident	Nonresident
MU Law, JD	-2.1%	-1.6%
MU Law, LLM	0.0%	-47.8%
MU Medicine, MD, Years 1-2	6.5%	6.5%
MU Medicine, MD, Years 3-4	6.5%	6.5%
MU Occupational Therapy, MOT & OTD	0.3%	-53.0%
MU Physical Therapy, DPT	5.9%	5.9%
MU Veterinary Medicine	0.3%	0.3%
UMKC Dental School, DDS	6.6%	6.5%
UMKC Dental School, Grad	6.8%	6.7%
UMKC Law, JD	0.1%	0.1%
UMKC Law, LLM	0.4%	0.2%
UMKC Medicine, Years 1-2	6.6%	6.6%
UMKC Medicine, Years 3-6	6.6%	6.6%
UMKC Medicine, Anesthesia MS	10.5%	10.5%
UMKC Medicine, Physician Asst. MS	7.1%	7.1%
UMKC Pharmacy, PharmD	4.1%	4.0%
UMSL Optometry, OD	6.0%	6.0%

MU Law JD degree is proposing to keep tuition rates flat from previous year, the negative decrease is a result of the information technology fee of \$15.70 per credit hour included in the base rate for Fall 2023.

The MU Law LLM degree is proposing to eliminate the out of state rate for the professional program. This degree is also offered through MU's e-Learning platform which represents almost 80% of the total student's enrolled in the LLM dispute resolution program. The change in the pricing is reflects the market demand price for this degree driven by the online offering. This proposal should not adversely affect revenue generation from tuition. Program spaces in the LLM program are not limited and residents will still maintain access even with the tuition change.

The MU Occupational Therapy (OTD) program is proposing to eliminate the out of state rate for the professional program. This would leave one professional rate that all students would pay. The market nationally for Occupational Therapy students is declining. Over the last few years applications within MU's OTD program have declined, competition within the region coupled

with declining region undergraduate population could lead to unfilled seats. Currently, out-of-state students accepted into the MU OTD program can apply for a waiver for the out-of-state tuition fee to qualify for in-state tuition for the first year of the program and all MU OTD students claim residency by year 2 in the program. This change would result in zero net loss over what is in place now but would allow the changes in place to be permanent as well as allow the program the flexibility to market to a national market.

UMKC's proposed professional tuition increases are reflective of the impact of inflation and the combination of the graduate writing and professional development fee into professional tuition. These 7% represent the standard inflationary increases for these programs. Lower increases reflect the markets for those degree programs. The graduate writing and professional development fee are currently separately assessed at a flat rate of \$25 per semester and will be rolled into tuition with the proposed changes.

UMKC is recommending a 10% increase for the M.S. Anesthesia program for resident and nonresident, respectively. M.S. Anesthesia graduates work as Anesthesiologist Assistants (AAs) in the anesthesia care team. There is a critical shortage (local, regional, and national) of anesthesia providers that is projected to continue in tandem with advances in surgical, anesthesia, and pain techniques. While AAs have been able to practice in Missouri since 2006, this recently became possible in Kansas. The AA entry level annual salary is \$200,000, a 60% increase since 2008, 20% during 2023. Comparison of the 12 accredited programs showed UMKC education fees are the lowest for resident and non-resident students. UMKC admission yield is high; range 0.79 to 1.0. Increased tuition revenue is needed to retain required qualified faculty, provide needed technology and teaching resources, and attract quality students.

Supplemental Fees

Effective with the Fall term 2023, supplemental fees will no longer be separately assessed to undergraduates with the implementation of differential tuition. The following presents the recommended remaining supplemental fees for graduate and professional students for Fall 2023.

	Per Credit Hour Rate	Flat Rate	<u>Recommended Increase</u>	
			Dollar	Percent
MU – Professional Supplemental Fees				
College of Veterinary Medicine Clinical Supplemental Fee		\$2,000.00	\$0.00	0.0%
Medical School Laboratory/Resource Fee		\$988.00	\$60.30	6.5%
UMKC - Graduate/Professional Supplemental Fees				
<i>STEM/Health Profession Supplemental Fees</i>				
Counseling Psychology Graduate Course Fee	\$44.40		\$2.71	6.5%
Social Work Field Graduate Education Fee	\$30.10		\$1.85	6.5%
Nursing Simulation Course Fee	\$78.00		\$4.80	6.6%
Nursing Clinical Fee	\$272.70		\$16.65	6.5%
Engineering and Computer Science Course Fee	\$111.30		\$6.80	6.5%
School of Medicine Simulation Assessment Yrs 1-2		\$200.30	\$12.20	6.5%
School of Medicine Simulation & Assessment – other		\$318.30	\$19.40	6.5%
<i>Business and Law Supplemental Fees</i>				
Bloch Graduate Business Supplemental Fee	\$120.50		\$7.30	6.4%
Bloch Public Administration Graduate Course Fee	\$48.00		\$2.95	6.5%
Legal Bar Preparation Fee- New	\$10.00		N/A	N/A
Legal technology Fee (Law School)	\$11.00		\$0.80	7.8%
<i>Education and Other Program Course Fees</i>				
Online Course Fee	\$54.10		\$3.30	6.5%
Conservatory Graduate Program Fee	\$70.55		\$4.30	6.5%
UMSL- Professional Supplemental Fees				
Patient Care Center Facility Fee		\$900.00	\$0.00	0.0%

The remaining supplemental fees track with increased costs on graduate programs and represent differential charges for UMKC. In addition, UMKC is proposing a new legal bar preparation fee of \$10 per credit hour. Currently, students who elect to participate in the bar preparation program are charged \$650. The program supplements commercial or nonprofit bar preparation programs, which cost from \$900 to \$2,500. Spreading the cost of the UMKC program over three years of a student's legal education reduces the overall costs at graduation and allows students to include these costs in their overall budgeting and financial aid planning. With this recommended change

UMKC hopes to encourage additional students to participate in the program by removing the financial barrier created by a single charge at graduation.

Other Related Enrollment Fees

eLearning, special program delivery, and continuing education instructional fees will increase at the same rate as tuition rates. These fees are used for special instructional courses provided by contract to corporations or other entities. The contracted rates vary based on instruction and the contract but must fall within a range greater than the resident undergraduate tuition rate and less than an approved maximum.

The following recommendation represents maximum rate as minimum is equal to summer resident undergraduate tuition rate.

	Per Credit Hour Rate
MU	
Undergrad Distance Program & Special Delivery Tuition - Maximum	\$1,100.00
Graduate Distance Program & Special Delivery Tuition - Maximum	\$2,250.00
S&T	
Undergrad Distance Program & Special Delivery Tuition - Maximum	\$1,433.00
Graduate eLearning and Special Program Delivery Maximum	\$3,000.00
CE Instructional Fee (for credit) - Maximum	\$3,000.00
UMKC	
Undergrad Distance Program & Special Delivery Tuition - Maximum	\$967.68
Graduate eLearning and Special Program Delivery Maximum	\$1,204.04
CE Instructional Fee (for credit) - Maximum	\$1,198.30
UMSL	
Undergraduate eLearning and Special Program Delivery Maximum	\$1,128.90
Graduate eLearning and Special Program Delivery Maximum	\$2,215.40
CE Instructional Fee (for credit) - Maximum	\$2,215.40

Fees associated with examination only and online course fees are disclosed in the appendix and approved by the President, changes to these rates have been approved by the Chancellor.

Activity, Facility, and Service Fees

Activity, Facility, and Service Fees represent separate fees for services provided to all students. These fees fund infrastructure that supports the student experience, such as information technology, recreation centers, student health, and student unions. Many of these fees underwrite bonded buildings that support services requested by student bodies.

Planning for fee changes is conducted using operating assumptions unique to each university and activity, within the context of general economic guidelines communicated by the Finance Division. Appropriate advisory groups, affected students, and/or their elected officers reviewed and supported the activity, facility, and service fee proposals.

Below are the recommended increases for MU and S&T activity, facility, and service fees per semester. The detailed fee schedules are included in appendix.

	Academic Year		Recommended Increase	
	2022-23	2023-24	Dollar	Percent
Maximum Fees per term (12 or more credit hours)				
<i>Undergraduate Students</i>				
MU	\$529.18	\$561.24	\$32.06	6.1%
S&T	\$596.28	\$635.00	\$38.72	6.5%
<i>Graduate and Professional Students</i>				
MU	\$485.14	\$514.53	\$29.39	6.1%
S&T	\$599.86	\$638.81	\$38.95	6.5%

Fees are assessed predominantly on a per credit hour basis with a cap of 12 credit hours per semester and six credit hours for the summer session. The cap is nine credit hours per semester for graduate and professional students. Some fees are assessed at a flat rate per semester or have a lower cap.

At **MU** there are three categories of mandatory student activity fees: Student Health, Recreation Center, and Student Activity. The Student Health Fee supports the MU Student Health Center, which provides students with timely primary care and/or behavioral health appointments. The Recreation Center Fee allows students to use university-based indoor and outdoor facilities at the Mizzou Rec Facility. The Student Activity Fee include fees to fund: Student Government, Student Organizations, Multicultural Student Organizations, Readership Program, Sustainability Program, Sports Clubs, Associated Students, Capital Improvement, Divisional Councils, Transportation System, Student Unions, Student Life, Counseling Center, Jesse Auditorium, MU Libraries, and Technology.

The MU Student Fee Review Committee, which is comprised of a representative mix of undergraduate and graduate students, annually reviews activity, facility, and health service fees in detail. They make a recommendation to the Vice Chancellor of Student Affairs regarding any increases or reallocations. The proposed increases represent the Committee's recommendations.

S&T charges activity fees to students each semester to pay for a variety of activities, services, and bonded debt on buildings. For Fall 2023, S&T recommends a \$38.72 per semester increase for undergraduates and a \$38.95 per semester increase for graduate students.

S&T's Health & Student Service Fees is proposed to increase above inflation of \$15.06 per semester. The Health & Student Service Fee is used to fund clinical health services, counseling services, wellness programs, health education, and oversight of general campus health concerns. The increase funding will be used to address the disparity of counselors and healthcare providers salaries being offered for similar positions in the local market. This fee adjustment allows S&T to sustain its health and counseling services at an acceptable level based upon student demand.

Fall 2022 **UMKC** began a tiered flat rate activity, facility and service fee structure based on student credit hours. UMKC is recommending 5% inflationary increase as reflected below:

	Academic Year		Recommended Increase	
	2022-23	2023-24	Dollar	Percent
Block 1 Semester Hours Up to 6 Summer Up to 3	\$304.90	\$320.15	\$15.25	5.0%
Block 2 Semester Hours 7 – 12 Summer 4-6	\$647.60	\$680.00	\$32.40	5.0%
Block 3 Semester Hours 13+ Summer 7+	\$735.40	\$772.00	\$36.60	5.0%

In Fall 2013 UMSL restructured their tuition and required fees into a base tuition rate. UMSL no longer assesses student activity, facility, and service fees separately.

The detail for all fee schedules can be found in Appendix 1.

Appendix 1 – Tuition and Required Fee Schedules

UNIVERSITY OF MISSOURI - Columbia

Tuition Rates

Beginning with the 2023 Fall Session

					2022-2023 RATES		2023-2024 RATES ¹					
Student Level or Professional Program	Tier	Residence Status	Term Type	Plateau	Per Credit Hour Rate	Plateau Rate	Per Credit Hour Rate	Plateau Rate	Percentage Change ²	Dollar Change ²		
Undergraduate		Missouri Nonresident	Semester Semester	None None	\$335.80 \$1,014.70		Rate Discontinued with Implementation of Differential Tuition in Fall 2023					
	Tier 1	Missouri Nonresident	Semester Semester	12-18 Hours None			\$542.00 \$350.00	\$6,500.00	N/A N/A	N/A N/A		
		Missouri Nonresident	Semester Summer	12-18 Hours None			\$1,384.00 \$467.00	\$16,600.00	N/A N/A	N/A N/A		
		Tier 2	Missouri Nonresident	Semester Semester	12-18 Hours None			\$617.00 \$400.00	\$7,400.00	N/A N/A	N/A N/A	
			Missouri Nonresident	Semester Summer	12-18 Hours None			\$1,459.00 \$517.00	\$17,500.00	N/A N/A	N/A N/A	
	Tier 3		Missouri Nonresident	Semester Semester	12-18 Hours None			\$692.00 \$450.00	\$8,300.00	N/A N/A	N/A N/A	
			Missouri Nonresident	Semester Summer	12-18 Hours None			\$1,534.00 \$567.00	\$18,400.00	N/A N/A	N/A N/A	
		Graduate		Missouri Nonresident	Semester Semester	None None	\$435.30 \$1,191.90		Rate Discontinued with Implementation of Differential Tuition in Fall 2023			
			Tier 1	Missouri Nonresident	Semester Semester	None None			\$500.00 \$1,250.00		N/A N/A	N/A N/A
	Tier 2			Missouri Nonresident	Semester Semester	None None			\$535.00 \$1,285.00		N/A N/A	N/A N/A
			Tier 3	Missouri Nonresident	Semester Semester	None None			\$575.00 \$1,325.00		N/A N/A	N/A N/A
	Tier 4			Missouri Nonresident	Semester Semester	None None			\$650.00 \$1,400.00		N/A N/A	N/A N/A
Tier 5 ³			All	Semester	None			Range Min: \$575 - Max \$1,400		N/A	N/A	
	Graduate Certificates ⁴		All	Semester	None		Range Min: \$500 - Max \$1,400		N/A	N/A		
Law, JD			Missouri Nonresident	Semester Semester	None None	\$760.60 \$960.60		\$760.60 \$960.60		-2.1% -1.6%	(\$15.70) (\$15.70)	
Law, LLM			Missouri Nonresident	Semester Semester	None None	\$854.90 \$1,636.60		\$871.00 \$871.00		0.0% -47.7%	\$0.40 (\$781.30)	
Medicine, MD			Missouri Nonresident	M1 & M2 M3 & M4	18 20	\$1,085.20 \$1,085.20	\$19,533.60 \$21,704.00	\$1,171.40 \$1,171.40	\$21,085.20 \$23,428.00	6.5% 6.5%	\$1,269.00 \$1,410.00	
			Missouri Nonresident	M1 & M2 M3 & M4	18 20	\$2,209.90 \$2,209.90	\$39,778.20 \$44,198.00	\$2,369.20 \$2,369.20	\$42,645.00 \$47,384.00	6.5% 6.5%	\$2,584.80 \$2,872.00	
Occupational Therapy, MOT & OTD			Missouri Nonresident	Semester Semester	None None	\$581.40 \$1,241.10		\$598.90 \$598.90		0.3% -53.0%	\$1.80 (\$657.90)	
OTD Distance Program		All	Semester	None	\$735.00		\$750.70		0.0%	\$0.00		
Physical Therapy, DPT		Missouri Nonresident	Semester Semester	None None	\$550.50 \$1,303.20		\$598.90 \$1,396.40		5.9% 5.9%	\$32.70 \$77.50		
Veterinary Medicine, DVM		Missouri Nonresident	Semester Semester	16 16	\$912.30 \$2,198.40	\$14,596.90 \$35,174.40	\$973.60 \$2,324.00	\$15,577.60 \$37,184.00	0.3% 0.3%	\$45.60 \$109.90		

Note 1: 2023-2024 rates include Information Technology Fee. Prior to Fall 2023, this fee was assessed separately.

Note 2: Calculated change excludes the impact of the consolidation of the Information Technology Fee into the tuition rate. Information Technology Fee Rate was \$15.70 per credit hour.

Note 3: Graduate Tier 5 represents a National Market Range tuition pricing that can be accessed within range based on market sensitivity demand factors. A non-resident premium could be assessed up to current nonresident differential of \$750 per credit hour, but will not exceed maximum per credit hour amount.

Note 4: Graduate Tier 6 represents a tuition pricing range for certificates that can be accessed within range based on market sensitivity demand factors. A non-resident premium could be assessed up to current nonresident differential of \$750 per credit hour, but will not exceed maximum per credit hour amount.

UNIVERSITY OF MISSOURI - Columbia
Supplemental Course Fee
Beginning with the 2023 Fall Session

	2022-2023 RATES		2023-2024 RATES		Percentage Change	Dollar Change
	Per Credit Hour Rate	Flat Rate	Per Credit Hour Rate	Flat Rate		
Graduate Course Fees						
College of Ag, Food & Natural Resources Course Fee Graduate	\$101.50		Fees will no longer be separately assessed with the implementation of Differential Tuition in Fall 2023			
College of Arts & Science Course Fee	\$75.00					
School of Medicine Course Fee	\$126.00					
Trulaske College of Business Graduate Course Fee	\$127.30					
Applied Behavioral Analysis Course Fee	\$110.60					
College of Engineering Course Fee	\$241.30					
School of Health Professions Course Fee	\$111.20					
Social Work Course Fee	\$80.50					
School of Journalism Graduate Course Fee	\$136.50					
Sinclair School of Nursing Clinical Nursing Graduate Fee	\$240.50					
Accountancy Program Fee		\$637.90				
Data Science & Analytics Graduate on-campus Course Fee	\$198.50					
College of Education Graduate Course Fee	\$59.70					
Undergraduate Course Fees						
College of Ag, Food and Natural Resources Course Fee	\$61.10					
College of Ag, Food & Natural Resources Course Fee Upper Div	\$101.50					
Nutrition & Exercise Physiology Course Fee	\$66.70					
Personal Financial Planning Course Fee	\$66.70					
Human Development & Family Science Course Fee	\$66.70					
Arts Fee	\$60.00					
Health Management and Informatic Course Fee	\$163.40					
College of Veterinary Medicine Course Fee	\$79.80					
Trulaske College of Business Undergraduate Course Fee	\$108.60					
Trulaske College of Business Undergraduate Excellence Fee		\$229.80				
College of Education Course Fee	\$59.70					
School of Law Undergraduate Course Fee	\$99.80					
Sinclair School of Nursing Undergraduate Course Fee	\$236.30					
Sinclair School of Nursing Undergraduate Course Fee(Existing Student Group)	\$158.70					
Professional Course Fees						
CVM Clinical Supplemental Fee		\$2,000.00		\$2,000.00	0.0%	\$0.00
Medical School Laboratory/Resource Fee		\$927.70		\$988.00	6.5%	\$60.30

MISSOURI UNIVERSITY OF SCIENCE AND TECHNOLOGY
Tuition Rates
Beginning with the 2023 Fall Session

					2022-2023 RATES		2023-2024 RATES ¹			
Student Level	Tier	Residence Status	Term Type	Plateau	Per Credit Hour Rate	Plateau Rate	Per Credit Hour Rate	Plateau Rate	Percentage Change	Dollar Change
Undergraduate	Freshman Rate	Missouri Nonresident	Semester Semester	None None	\$330.90 \$1,005.00		Rate Discontinued with Implementation of Differential Tuition in Fall 2023		N/A N/A	N/A N/A
		Missouri Nonresident	Semester Semester	12-18 Hours None					N/A	N/A
		Missouri Nonresident	Summer	None			\$542.00	\$6,500.00	N/A	N/A
		Missouri Nonresident	Summer	None			\$400.00		N/A	N/A
	Tier 1	Missouri Nonresident	Semester	12-18 Hours			\$1,267.00	\$15,200.00	N/A	N/A
		Missouri Nonresident	Summer	None			\$575.00		N/A	N/A
		Missouri Nonresident	Summer	None			\$542.00	\$6,500.00	N/A	N/A
		Missouri Nonresident	Summer	None			\$400.00		N/A	N/A
	Tier 2	Missouri Nonresident	Semester	12-18 Hours			\$1,267.00	\$15,200.00	N/A	N/A
		Missouri Nonresident	Summer	None			\$575.00		N/A	N/A
		Missouri Nonresident	Summer	None			\$625.00	\$7,500.00	N/A	N/A
		Missouri Nonresident	Summer	None			\$450.00		N/A	N/A
	Tier 3	Missouri Nonresident	Semester	12-18 Hours			\$1,350.00	\$16,200.00	N/A	N/A
		Missouri Nonresident	Summer	None			\$625.00		N/A	N/A
		Missouri Nonresident	Summer	None			\$708.00	\$8,500.00	N/A	N/A
		Missouri Nonresident	Summer	None			\$500.00		N/A	N/A
	Tier 4	Missouri Nonresident	Semester	12-18 Hours			\$1,433.00	\$17,200.00	N/A	N/A
		Missouri Nonresident	Summer	None			\$675.00		N/A	N/A
Graduate		Missouri Nonresident	Semester Semester	None None	\$458.00 \$1,270.00		Rate Discontinued with Implementation of Differential Tuition in Fall 2023		N/A N/A	N/A N/A
		Missouri Nonresident Domestic	Semester	None			\$550.00		N/A	N/A
	Tier 1	Nonresident Domestic	Semester	None			\$1,000.00		N/A	N/A
		Nonresident International	Semester	None			\$1,300.00		N/A	N/A
	Tier 2	Missouri Nonresident Domestic	Semester	None			\$625.00		N/A	N/A
		Nonresident Domestic	Semester	None			\$1,075.00		N/A	N/A
	Tier 3	Nonresident International	Semester	None			\$1,375.00		N/A	N/A
		Missouri Nonresident Domestic	Semester	None			\$725.00		N/A	N/A
	Tier 4	Nonresident Domestic	Semester	None			\$1,175.00		N/A	N/A
		Nonresident International	Semester	None			\$1,475.00		N/A	N/A
		Missouri Nonresident Domestic	Semester	None			\$750.00		N/A	N/A
		Nonresident Domestic	Semester	None			\$1,200.00		N/A	N/A
		Nonresident International	Semester	None			\$1,500.00		N/A	N/A

Note 1: 2023-2024 rates include Information Technology Fee. Prior to Fall 2023, this fee was assessed separately.

MISSOURI UNIVERSITY OF SCIENCE AND TECHNOLOGY
Supplemental Course Fees
Beginning with the 2023 Fall Session

	2022-2023 RATES		2023-2024 RATES			
	Per Credit Hour Rate	Flat Rate	Per Credit Hour Rate	Flat Rate	Percentage Change	Dollar Change
Undergraduate and Graduate Supplemental Fees						
STEM Supplemental Fees						
Engineering & Computing Course Fee	\$236.50		Fees will no longer be separately assessed with the implementation of Differential Tuition in Fall 2023.			
Sciences Course Fee	\$235.70					
Business Supplemental Fees						
Business and Information Technology Course Fee	\$117.10					

UNIVERSITY OF MISSOURI - Kansas City
Tuition Rates
Beginning with the 2023 Fall Session

					2022-2023 RATES		2023-2024 RATES ¹			
Student Level or Professional Program	Tier	Residence Status	Term Type	Plateau	Per Credit Hour Rate	Plateau Rate	Per Credit Hour Rate	Plateau Rate	Percentage Change ²	Dollar Change ²
Undergraduate		Missouri	Semester	None	\$327.90		Rate Discontinued with Implementation of Differential Tuition in Fall 2023			
		Nonresident	Semester	None	\$921.60					
		Kansas Rate	Semester	None	\$333.80					
		Heartland Rate	Semester	None	\$500.50					
	UMKC Essentials /CORE 42	Missouri	Semester	None			\$373.00		N/A	N/A
		Nonresident	Semester	None			\$973.00		N/A	N/A
		Kansas Rate	Semester	None			\$373.00		N/A	N/A
		Heartland Rate	Semester	None			\$548.00		N/A	N/A
	Tier 2	Missouri	Semester	None			\$373.00		N/A	N/A
		Nonresident	Semester	None			\$973.00		N/A	N/A
		Kansas Rate	Semester	None			\$373.00		N/A	N/A
		Heartland Rate	Semester	None			\$548.00		N/A	N/A
	Tier 3	Missouri	Semester	None			\$388.50		N/A	N/A
		Nonresident	Semester	None			\$988.50		N/A	N/A
		Kansas Rate	Semester	None			\$388.50		N/A	N/A
		Heartland Rate	Semester	None			\$563.50		N/A	N/A
	Tier 4	Missouri	Semester	None			\$420.00		N/A	N/A
		Nonresident	Semester	None			\$1,020.00		N/A	N/A
		Kansas Rate	Semester	None			\$420.00		N/A	N/A
		Heartland Rate	Semester	None			\$595.00		N/A	N/A
	Tier 5	Missouri	Semester	None			\$444.00		N/A	N/A
		Nonresident	Semester	None			\$1,044.00		N/A	N/A
		Kansas Rate	Semester	None			\$444.00		N/A	N/A
		Heartland Rate	Semester	None			\$619.00		N/A	N/A
	Tier 6	Missouri	Semester	None			\$450.00		N/A	N/A
		Nonresident	Semester	None			\$1,050.00		N/A	N/A
		Kansas Rate	Semester	None			\$450.00		N/A	N/A
		Heartland Rate	Semester	None			\$625.00		N/A	N/A
	Tier 7	Missouri	Semester	None			\$465.00		N/A	N/A
		Nonresident	Semester	None			\$1,065.00		N/A	N/A
		Kansas Rate	Semester	None			\$465.00		N/A	N/A
		Heartland Rate	Semester	None			\$640.00		N/A	N/A
	Tier 8	Missouri	Semester	None			\$483.00		N/A	N/A
		Nonresident	Semester	None			\$1,083.00		N/A	N/A
		Kansas Rate	Semester	None			\$483.00		N/A	N/A
		Heartland Rate	Semester	None			\$658.00		N/A	N/A
Tier 9	Missouri	Semester	None			\$534.00		N/A	N/A	
	Nonresident	Semester	None			\$1,134.00		N/A	N/A	
	Kansas Rate	Semester	None			\$534.00		N/A	N/A	
	Heartland Rate	Semester	None			\$709.00		N/A	N/A	

Note 1: 2023-2024 rates include Information Technology Fee. Prior to Fall 2023, this fee was assessed separately.

Note 2: Calculated change excludes the impact of the consolidation of the Information Technology Fee into the tuition rate. Information Technology Fee Rate was \$17.30 per credit hour.

UNIVERSITY OF MISSOURI - Kansas City
Tuition Rates
Beginning with the 2023 Fall Session

					2022-2023 RATES		2023-2024 RATES ¹			
Student Level or Professional Program	Tier	Residence Status	Term Type	Plateau	Per Credit Hour Rate	Flat Rate	Per Credit Hour Rate	Plateau Rate	Percentage Change ²	Dollar Change ²
Graduate		Missouri	Semester	None	\$444.15		\$488.00		6.0%	\$26.55
		Nonresident	Semester	None	\$1,146.70		\$1,225.00		5.3%	\$61.00
		Metropolitan	Semester	None	\$444.15		\$488.00		6.0%	\$26.55
Anesthesia, UMKC MS		Missouri	Semester	18		\$12,897.30		\$14,568.00	10.5%	\$1,359.30
		Missouri	Summer	12		\$8,598.00		\$9,712.00	10.5%	\$906.40
		Nonresident	Semester	18		\$15,400.00		\$17,321.00	10.5%	\$1,609.60
		Nonresident	Summer	12		\$10,267.00		\$11,550.00	10.5%	\$1,075.40
Med Physician Asst MS		Missouri	Semester	18		\$11,979.00		\$13,139.00	7.1%	\$848.60
		Missouri	Summer	12		\$7,986.00		\$8,760.00	7.1%	\$566.40
		Nonresident	Semester	18		\$14,375.00		\$15,690.00	7.0%	\$1,003.60
		Nonresident	Summer	12		\$9,583.00		\$10,460.00	7.0%	\$669.40
Dentistry, DDS		Missouri	Semester	16	\$1,143.10	\$19,203.45	\$1,296.38	\$20,742.00	6.6%	\$1,261.75
		Missouri	Summer	8	\$1,143.10	\$9,601.60	\$1,296.38	\$10,371.00	6.6%	\$631.00
		Nonresident	Semester	16	\$2,278.10	\$38,272.30	\$2,565.69	\$41,051.00	6.5%	\$2,501.90
		Nonresident	Summer	8	\$2,278.10	\$19,136.15	\$2,565.69	\$20,525.52	6.5%	\$1,250.98
Dentistry, Graduate Certificate and MS		Missouri	Semester	14	\$1,203.00	\$17,684.10	\$1,366.43	\$19,130.00	6.8%	\$1,203.70
		Missouri	Summer	7	\$1,203.00	\$8,841.95	\$1,366.43	\$9,565.00	6.8%	\$601.95
		Nonresident	Semester	14	\$2,401.70	\$35,304.80	\$2,706.86	\$37,896.00	6.7%	\$2,349.00
		Nonresident	Summer	7	\$2,401.70	\$17,652.40	\$2,706.86	\$18,948.00	6.7%	\$1,174.50
Law, JD		Missouri	Semester	None	\$702.10		\$720.00		0.1%	\$0.60
		Nonresident	Semester	None	\$902.10		\$920.00		0.1%	\$0.60
Law, LLM		Missouri	Semester	None	\$853.00		\$874.00		0.4%	\$3.70
		Nonresident	Semester	None	\$1,771.00		\$1,792.00		0.2%	\$3.70
Medicine, MD, Years 1 and 2		Missouri	Semester	16	\$745.40	\$11,927.60	\$812.13	\$12,994.00	6.6%	\$789.60
		Missouri	Summer	8	\$745.50	\$5,963.85	\$812.13	\$6,497.00	6.6%	\$394.75
		Regional	Semester	16	\$1,118.20	\$17,891.40	\$1,209.06	\$19,345.00	6.6%	\$1,176.80
		Regional	Summer	8	\$1,118.20	\$8,945.50	\$1,209.06	\$9,672.50	6.6%	\$588.60
		Nonresident	Semester	16	\$1,491.00	\$23,855.00	\$1,606.00	\$25,696.00	6.6%	\$1,564.20
		Nonresident	Summer	8	\$1,491.00	\$11,927.60	\$1,606.00	\$12,848.00	6.6%	\$782.00
Medicine, MD, Years 3 thru 6		Missouri	Semester	18	\$779.80	\$14,036.50	\$848.67	\$15,276.00	6.6%	\$928.10
		Missouri	Summer	12	\$779.80	\$9,358.20	\$848.67	\$10,184.00	6.6%	\$618.20
		Regional	Semester	18	\$1,169.80	\$21,056.00	\$1,264.00	\$22,752.00	6.6%	\$1,384.60
		Regional	Summer	12	\$1,169.80	\$14,037.40	\$1,264.00	\$15,168.00	6.6%	\$923.00
		Nonresident	Semester	18	\$1,559.60	\$28,072.70	\$1,679.11	\$30,224.00	6.6%	\$1,839.90
		Nonresident	Summer	12	\$1,559.60	\$18,715.30	\$1,679.11	\$20,149.33	6.6%	\$1,226.43
Pharmacy, Dpharm		Missouri	Semester	15	\$925.35	\$13,880.30	\$980.53	\$14,708.00	4.1%	\$568.20
		Missouri	Summer	6	\$925.35	\$5,552.00	\$980.53	\$5,883.20	4.1%	\$227.40
		Nonresident	Semester	15	\$2,034.60	\$30,519.00	\$2,134.13	\$32,012.00	4.0%	\$1,233.50
		Nonresident	Summer	6	\$2,034.60	\$12,207.90	\$2,134.13	\$12,804.80	4.0%	\$493.10
Nursing Graduate		Missouri	Semester	None	\$653.50		\$707.00		5.5%	\$36.20
		Nonresident	Semester	None	\$1,243.90		\$1,327.00		5.3%	\$65.80

Note 1: 2023-2024 rates include Information Technology Fee. Prior to Fall 2023, this fee was assessed separately.

Note 2: Calculated change excludes the impact of the consolidation of the Information Technology Fee into the tuition rate. Information Technology Fee Rate was \$17.30 per credit hour.

UNIVERSITY OF MISSOURI - Kansas City
Supplemental Course Fee
Beginning with the 2023 Fall Session

	2022-2023 RATES		2023-2024 RATES		Percentage Change	Dollar Change
	Per Credit Hour Rate	Flat Rate	Per Credit Hour Rate	Flat Rate		
Undergraduate Supplemental Fees						
<i>STEM/Health Profession Supplemental Fees</i>			Fees will no longer be separately assessed with the implementation of Differential Tuition in Fall 2023.			
School of Biological Sciences Fee	\$26.15					
Engineering Course Fee	\$104.50					
A&S Science Lab Fee	\$15.50					
A&S Geosciences Lab Fee	\$26.15					
Nursing Simulation Course Fee	\$73.20					
Nursing/BHS/BSPH Clinical/Internship Course Fee	\$256.05					
<i>Business and Law Supplemental Fees</i>						
Bloch School Undergraduate Course Fee	\$78.35					
<i>Education and Other Program Course Fees</i>						
School of Education Course Fee	\$19.10					
A&S Media Studies Lab/Studio Fee	\$64.80					
A&S Studio Arts Fee	\$52.25					
Conservatory Undergraduate Program fee	\$49.90					
Graduate/Professional Supplemental Fees						
<i>STEM/Health Profession Supplemental Fees</i>						
Counseling Psychology Graduate Course Fee	\$41.70		\$44.40		6.5%	\$2.71
Social Work Field Graduate Education Fee	\$28.25		\$30.10		6.5%	\$1.85
Nursing Simulation Course Fee ¹	\$73.20		\$78.00		6.6%	\$4.80
Nursing Clinical Fee ¹	\$256.05		\$272.70		6.5%	\$16.65
Engineering and Computer Science Course Fee ¹	\$104.50		\$111.30		6.5%	\$6.80
School of Medicine Simulation & Assessment Yrs 1-2		\$188.10		\$200.30	6.5%	\$12.20
School of Medicine Simulation & Assessment - other		\$298.90		\$318.30	6.5%	\$19.40
<i>Business and Law Supplemental Fees</i>						
Bloch School Graduate Business Supplemental Fee	\$113.20		\$120.50		6.4%	\$7.30
Bloch School Public Administration Graduate Course Fee	\$45.05		\$48.00		6.5%	\$2.95
Legal Bar Preparation Fee - New	N/A		\$10.00		N/A	N/A
Legal Technology Fee (Law School)	\$10.20		\$11.00		7.8%	\$0.80
<i>Education and Other Program Course Fees</i>						
Online Course Fee	\$50.80		\$54.10		6.5%	\$3.30
Conservatory Graduate Program Fee	\$66.25		\$70.55		6.5%	\$4.30
Graduate Writing & Professional Development Fee ²		\$25.00		N/A	N/A	N/A

Note 1: These course fees were assessed to undergraduates and graduate students, going forward these course fees will only be assessed to graduate students

Note 2: 2023-2024 rates for graduate programs include the Graduate Writing Fee. Prior to Fall 2023, this fee was assessed separately.

UNIVERSITY OF MISSOURI - St. Louis
Tuition Rates
Beginning with the 2023 Fall Session

					2022-2023 RATES		2023-2024 RATES			
Student Level or Professional Program	Tier	Residence Status	Term Type	Plateau	Per Credit Hour Rate	Plateau Rate	Per Credit Hour Rate	Plateau Rate	Percentage Change	Dollar Change
Undergraduate		Missouri Nonresident	Semester Semester	None None	\$396.10 \$1,070.00		Rate Discontinued with Implementation of Differential Tuition in Fall 2023			
	Tier 1	Missouri Nonresident	Semester Semester	None None			\$480.00 \$1,194.00		N/A N/A	N/A N/A
	Tier 2	Missouri Nonresident	Semester Semester	None None			\$541.00 \$1,255.00		N/A N/A	N/A N/A
	Tier 3	Missouri Nonresident	Semester Semester	None None			\$584.00 \$1,298.00		N/A N/A	N/A N/A
	Tier 4	Missouri Nonresident	Semester Semester	None None			\$593.00 \$1,307.00		N/A N/A	N/A N/A
		Missouri Nonresident	Semester Semester	None None	\$548.10 \$1,345.60		Rate Discontinued with Implementation of Differential Tuition in Fall 2023			
	Tier 1	Missouri Nonresident	Semester Semester	None None			\$614.00 \$1,460.00		N/A N/A	N/A N/A
	Tier 2	Missouri Nonresident	Semester Semester	None None			\$661.00 \$1,507.00		N/A N/A	N/A N/A
	Tier 3	Missouri Nonresident	Semester Semester	None None			\$769.00 \$1,615.00		N/A N/A	N/A N/A
	Tier 4	Missouri Nonresident	Semester Semester	None None			\$889.00 \$1,735.00		N/A N/A	N/A N/A
Optometry, OD		Missouri	Semester	16	\$830.10	\$13,281.60	\$880.00	\$14,078.00	6.0%	\$796.40
		Nonresident	Semester	16	\$1,370.30	\$21,924.80	\$1,453.00	\$23,240.00	6.0%	\$1,315.20

UNIVERSITY OF MISSOURI - St. Louis
Supplemental Course Fee
Beginning with the 2023 Fall Session

	2022-2023 RATES		2023-2024 RATES		Percentage Change	Dollar Change
	Per Credit Hour Rate	Flat Rate	Per Credit Hour Rate	Flat Rate		
Undergraduate Supplemental Fees						
<i>STEM/Health Profession Supplemental Fees</i>						
Engineering Course Fee	\$196.70		Fees will no longer be separately assessed with the implementation of Differential Tuition in Fall 2023.			
Nursing Undergraduate Course Fee	\$240.10					
Arts & Sciences Supplemental Fee	\$11.65					
Social Work Supplemental Fee Undergraduate	\$20.40					
<i>Business Supplemental Fees</i>						
College of Business Administration Undergraduate Course Fee	\$90.80					
<i>Education and Other Program Course Fees</i>						
Media & Communications Studies Lab/Studio Course Fee	\$36.40					
Studio Arts Fee, UMSL (BFA)	\$39.70					
Applied Music Fee		\$385.70				
Undergraduate and Graduate Supplemental Fees						
<i>STEM/Health Profession Supplemental Fees</i>						
College of Arts & Sciences Science Lab Fee	\$28.40					
Nursing DNP Fee	\$278.40					
Social Work Supplemental Fee Graduate	\$22.70					
<i>Business Supplemental Fees</i>						
College of Business Administration Graduate Course Fee	\$130.40					
<i>Education and Other Program Course Fees</i>						
College of Education Supplemental Course Fee	\$31.80					
Online Fee for 100% online courses	\$68.00					
Online Fee for partially (75%-99%) online courses	\$56.90					
Online Fee for blended (30%-74%) online courses	\$28.40					
Professional Supplemental Fees						
Patients Care Center Facility Fee		\$900.00		\$900.00	0.0%	\$0.00

eLearning and Special Program Delivery
Beginning with the 2023 Fall Session

With the implementation of Differential Tuition, dollar and percent change will not be presented for table below as rates are not comparable to prior academic year. Per CRR 230.060 undergraduate eLearning tuition may fluctuate within the range of the current resident and non-resident rate based on market demand. Graduate and Professional eLearning tuition rates will be limited to a range approved by the Board.

	2022-2023 Rates		2023-2024 Rates	
	Per Credit Hour Rate	Flat Rate	Per Credit Hour Rate	Flat Rate
MU				
Undergrad Distance Program & Special Delivery Tuition - Maximum ¹	\$1,009.90		\$1,100.00	
Graduate Distance Program & Special Delivery Tuition - Maximum	\$2,106.10		\$2,250.00	
Examination Only - Graduate Enrollment (tuition)		\$433.30		N/A ²
CE Instructional Fee (for credit) - Maximum	\$1,504.20		N/A ²	
Missouri S&T				
Undergrad Distance Program & Special Delivery Tuition - Maximum ¹	\$1,005.00		\$1,433.00	
Graduate eLearning and Special Program Delivery Maximum	\$3,000.00		\$3,000.00	
Examination Only - Graduate Enrollment		\$456.00		\$550.00
CE Instructional Fee (for credit) - Maximum	\$3,000.00		\$3,000.00	
UMKC				
Undergrad Distance Program & Special Delivery Tuition - Maximum ¹	\$917.30		\$967.68	
Graduate eLearning and Special Program Delivery Maximum	\$1,141.30		\$1,204.04	
Examination Only and Audit - Undergraduate Enrollment		\$313.90		\$346.00
Examination Only and Audit- Graduate Enrollment		\$423.00		\$466.30
CE Instructional Fee (for credit) - Maximum	\$1,141.24		\$1,198.30	
UMSL				
Undergraduate eLearning and Special Program Delivery Maximum ¹	\$1,065.00		\$1,128.90	
Graduate eLearning and Special Program Delivery Maximum	\$2,090.00		\$2,215.40	
Examination Only - Graduate Enrollment		\$545.50		\$578.23
CE Instructional Fee (for credit) - Maximum	\$2,090.00		\$2,215.40	

Note: Special Delivery Tuition includes consortium agreements with other post secondary institutions and reciprocal exchange agreements with post secondary international institutions.

Note 1: Rates presented in the table above reflect the maximum rate assessed for eLearning and special program delivery, minimum rate is equal to resident undergraduate summer tuition rate. This rate is not a supplement fee or course fee it is a range set for specific program delivered through a nontraditional delivery mode.

Note 2: A separate tuition rate will no longer be assessed for this nontraditional delivery mode.

Student Activity, Facility, and Service Fees

MU	2022-2023 Rates	2023-2024 Rates	Recommended Increase		2022-2023 Rates	2023-2024 Rates	Recommended Increase	
			Amount	% change			Amount	% change
Maximum Fees per Term	Semester Rates (12 or more credit hours)				Summer Rates (7 or more credit hours)			
Undergraduate Students								
Student Activity Fee	\$ 228.00	\$ 242.40	\$ 14.40	6.3%	\$ 114.00	\$ 121.20	\$ 7.20	6.3%
Student Services Enhancement Fee	39.60	41.64	2.04	5.2%	19.80	20.82	1.02	5.2%
Recreation Activity and Facility	166.46	176.40	9.94	6.0%	83.23	88.20	4.97	6.0%
Health Service Fee	95.12	100.80	5.68	6.0%	77.62	82.30	4.68	6.0%
Total	\$ 529.18	\$ 561.24	\$ 32.06	6.1%	\$ 294.65	\$ 312.52	\$ 17.87	6.1%
Graduate and Professional Students								
Student Activity Fee	\$ 192.96	\$ 205.20	\$ 12.24	6.3%	\$ 128.64	\$ 136.80	\$ 8.16	6.3%
Student Services Enhancement Fee	30.60	32.13	1.53	5.0%	20.40	21.60	1.20	5.9%
Recreation Activity and Facility	166.46	176.40	9.94	6.0%	83.23	88.20	4.97	6.0%
Health Service Fee	95.12	100.80	5.68	6.0%	87.30	92.50	5.20	6.0%
Total	\$ 485.14	\$ 514.53	\$ 29.39	6.1%	\$ 319.57	\$ 339.10	\$ 19.53	6.1%
UMKC	2022-2023 Rates	2023-2024 Rates	Recommended Increase		2022-2023 Rates	2023-2024 Rates	Recommended Increase	
			Amount	% change			Amount	% change
Maximum Fees per Term	Semester Rates				Summer Rates			
Undergraduate, Graduate, & Professional Students								
Student Life Fee								
Block 1 Semester Hours Up To 6								
Summer Up to 3	\$ 304.90	\$ 320.15	\$ 15.25	5.0%	\$ 191.00	\$ 200.55	\$ 9.55	5.0%
Block 2 Semester Hours 7-12								
Summer 4-6	\$ 647.60	\$ 680.00	\$ 32.40	5.0%	\$ 352.00	\$ 369.60	\$ 17.60	5.0%
Block 3 Semester Hours 13+								
Summer 7+	\$ 735.40	\$ 772.00	\$ 36.60	5.0%	\$ 378.00	\$ 397.00	\$ 19.00	5.0%
Missouri S&T	2022-2023 Rates	2023-2024 Rates	Recommended Increase		2022-2023 Rates	2023-2024 Rates	Recommended Increase	
			Amount	% change			Amount	% change
Maximum Fees per Term	Semester Rates (12 or more credit hours)				Summer Rates (6 or more credit hours)			
Undergraduate Students								
Activity & Facilities Fee	\$ 426.84	\$ 450.50	\$ 23.66	5.5%	\$ 156.45	\$ 165.00	\$ 8.55	5.5%
Health & Student Service Fee	169.44	184.50	15.06	8.9%	75.00	81.52	6.52	8.7%
Total	\$ 596.28	\$ 635.00	\$ 38.72	6.5%	\$ 231.45	\$ 246.52	\$ 15.07	6.5%
Graduate Students								
Activity & Facilities Fee	\$ 426.84	\$ 450.50	\$ 23.66	5.5%	\$ 156.45	\$ 165.00	\$ 8.55	5.5%
Health & Student Service Fee	169.44	184.50	15.06	8.9%	75.00	81.52	6.52	8.7%
Graduate Student Fee	3.58	3.81	0.23	6.5%	-	-	-	0.0%
Total	\$ 599.86	\$ 638.81	\$ 38.95	6.5%	\$ 231.45	\$ 246.52	\$ 15.07	6.5%
Note: These are preliminary etimates. Actual increase would be recommended/approved by student government								

Note: These are preliminary estimates. Actual increase would be recommended/approved by student government

Information Technology Fees beginning with 2023 Fall Session

	2022-2023 Rates	2023-2024 Rates	Recommended Increase	
			Amount	% change
MU Information Technology Fee	\$ 15.70	Information Technology Fees will no longer be separately assessed		
S&T Information Technology Fee	\$ 17.00			
UMKC Information Technology Fee	\$ 17.30			

Note: UMSL restructured their tuition & required fees into a single tuition rate in FY2014 and will no longer be separately assessing required fees.

Appendix 2 – Tiers by Academic Plan

Appendix 2 provides additional details for programs included in undergraduate tiers, in which programs offered by a college or school are split between multiple tiers. Program and degree information for each university implementing differential tuition have also been included.

MU has recommended three tiers for undergraduate differential tuition for academic plans delivered on-campus. The following provides additional information for the academic plans included in each tier. MU Cashiers Office web-site will provide an inclusive listing of tuition rates for all degrees and certificate offering for the academic year 2023-24

MU Undergraduate Tiers			
	College / School	Type of Academic Plans	Degree
Tier 1	Arts & Science	Ancient Mediterranean Studies	Bachelor of Arts
		Anthropology	Bachelor of Arts
		Communication	Bachelor of Arts
		Constitutional Democracy	Bachelor of Arts
		English	Bachelor of Arts
		General Studies	Bachelor of General Studies
		Geography	Bachelor of Arts
		German	Bachelor of Arts
		History	Bachelor of Arts
		International Studies	Bachelor of Arts
		Linguistics	Bachelor of Arts
		Philosophy	Bachelor of Arts / Bachelor of Science
		Political Science	Bachelor of Arts
		Public Administration and Policy	Bachelor of Arts
		Religious Studies	Bachelor of Arts
		Romance Languages	Bachelor of Arts
		Russian	Bachelor of Arts
		Sociology	Bachelor of Arts
		Multi/Interdisciplinary Studies	Bachelor of Arts
	Ag, Food & Nat Resources	Agriculture	Bachelor of Science
		Agribusiness Management	Bachelor of Science
		Agricultural Education	Bachelor of Science
		Hospitality Management	Bachelor of Science
		Personal Financial Planning	Bachelor of Science
		Parks, Recreation, Leisure, & Fitness Studies	Bachelor of Science
		Pre-majors	Pre-majors
	Education	All	All
	Non-degree Dual High School		
	Veterinary Medicine	Veterinary Technology	Bachelor of Science

MU Undergraduate Tiers			
	College / School	Type of Academic Plans	Degree
Tier 2	Arts & Science	Undeclared	Undeclared
		Architectural Studies	Bachelor of Science
		Art	Bachelor of Arts / Bachelor of Fine Arts
		Art History	Bachelor of Arts
		Biological Sciences	Bachelor of Arts / Bachelor of Science
		Chemistry	Bachelor of Arts / Bachelor of Science
		Digital Storytelling	Bachelor of Arts
		Economics	Bachelor of Arts / Bachelor of Science
		Film Studies	Bachelor of Arts
		Geological Sciences	Bachelor of Arts / Bachelor of Science
		Mathematics	Bachelor of Arts / Bachelor of Science
		Music	Bachelor of Arts / Bachelor of Music
		Physics	Bachelor of Arts / Bachelor of Science
		Psychological Sciences	Bachelor of Arts / Bachelor of Science
		Statistics	Bachelor of Arts / Bachelor of Science
		Textile and Apparel Management	Bachelor of Science
		Theatre	Bachelor of Arts
	Ag, Food & Nat Resources	Agricultural Systems Technology	Bachelor of Science
		Animal Sciences	Bachelor of Science
		Biochemistry	Bachelor of Science
		Environmental Sciences	Bachelor of Science
		Food Science and Nutrition	Bachelor of Science
		Natural Resource Science and Management	Bachelor of Science
		Nutrition and Exercise Physiology	Bachelor of Science
		Plant Sciences	Bachelor of Science
	Business	Undeclared / Pre-majors	Undeclared / Pre-majors
		Business Administration	Bachelor of Arts / Bachelor of Science
	Engineering	Pre-majors	Pre-majors
	Health Science	All	All
	Journalism	All	All
	Nursing	Pre-majors	Pre-majors
	Veterinary Medicine	Microbiology	Bachelor of Science
	Non-Degree / Cross Enrollment		
Tier 3	Business	Accountancy	All
	Engineering	All	All
	Nursing	All	All

MU has recommended a multi-tiered system for graduate differential tuition for academic plans delivered on-campus. The following provides additional information for the graduate degree academic plans included in each tier. MU Cashiers Office web-site will provide an inclusive listing of tuition rates for all degrees and certificate offering for the academic year 2023-24

MU Graduate Tiers		
	College / School	Academic Plan
Tier 1	Arts & Science	All
	Ag, Food & Nat Resources	All
	Veterinary Medicine	All
Tier 2	Education	All except for Applied Behavior Analysis
	Medicine	All
	Provost	Genetics Area Program Neuroscience
Tier 3	Business	Accountancy - PhD Business Administration - PhD
	Education	Applied Behavior Analysis
	Health Science	All
	Journalism	All
	Provost	Informatics
Tier 4	Business	Accountancy
	Engineering	All
Tier 5	Business	All except for plan's listed in above tiers
	Nursing	All
	Law	All
	Provost	Data Science and Analytics

S&T has recommended three tiers plus a freshman rate for undergraduate differential tuition for academic plans delivered on-campus. The following provides additional information for the academic plans included in each tier.

S&T Undergraduate Tiers			
	College / School	Academic Plan	Degree
Tier 1	College of Arts, Sciences and Education	Education	Bachelor of Science
		English	Bachelor of Arts
	College of Arts, Sciences and Education	English & Technical Communication	Bachelor of Science
		History	Bachelor of Arts / Bachelor of Science
	College of Arts, Sciences and Education	Multidisciplinary Studies	Bachelor of Arts
		Philosophy	Bachelor of Science
	College of Arts, Sciences and Education	Psychological Sciences	Bachelor of Arts / Bachelor of Science
		Technical Communications	Bachelor of Science
	Kummer College	Economics	Bachelor of Arts / Bachelor of Science
	Non-degree		
Tier 2	College of Arts, Sciences and Education	Applied Mathematics	Bachelor of Science
		Biological Sciences	Bachelor of Arts / Bachelor of Science
	College of Arts, Sciences and Education	Chemistry	Bachelor of Arts / Bachelor of Science
		Nursing	Bachelor of Science
	College of Arts, Sciences and Education	Physics	Bachelor of Science
	College of Engineering and Computing	Environmental Science	Bachelor of Science
		Geology and Geophysics	Bachelor of Science
	Kummer College	Business and Management Systems	Bachelor of Science
		Information Science and Technology	Bachelor of Science

S&T Undergraduate Tiers			
	College / School	Academic Plan	Degree
Tier 3	College of Engineering and Computing	Aerospace Engineering	Bachelor of Science
		Architectural Engineering	Bachelor of Science
		Ceramic Engineering	Bachelor of Science
		Chemical Engineering	Bachelor of Science
		Civil Engineering	Bachelor of Science
		Computer Engineering	Bachelor of Science
		Computer Science	Bachelor of Science
		Electrical Engineering	Bachelor of Science
		Environmental Engineering	Bachelor of Science
		Geological Engineering	Bachelor of Science
		Mechanical Engineering	Bachelor of Science
		Metallurgical Engineering	Bachelor of Science
		Mining Engineering	Bachelor of Science
		Nuclear Engineering & Radiation Science	Bachelor of Science
		Petroleum Engineering	Bachelor of Science
Tier 3	Kummer College	Engineering Management	Bachelor of Science
	Undeclared		

S&T has recommended four tiers for graduate differential tuition for academic plans delivered on-campus. The following provides additional information for the academic plans included in each tier.

S&T Graduate Tiers		
	College / School	Academic Plan
Tier 1	College of Arts, Sciences and Education	Technical Communications Industrial-Organizational Psychology
	Non-degree	
Tier 2	College of Arts, Sciences and Education	Applied Mathematics Mathematics
	Kummer College	Business Administration Information Science and Technology
Tier 3	College of Arts, Sciences and Education	Applied and Environmental Biology Chemistry Physics
	College of Engineering and Computing	Geology and Geophysics
Tier 4	College of Engineering and Computing	Aerospace Engineering Ceramic Engineering Chemical Engineering Civil Engineering Computer Engineering Computer Science Electrical Engineering Environmental Engineering Explosives Engineering Geological Engineering Manufacturing Engineering Materials Science and Engineering Mechanical Engineering Metallurgical Engineering Mining Engineering Nuclear Engineering & Radiation Science Petroleum Engineering Water Science and Engineering
	Kummer College	Engineering Management Systems Engineering
	Undeclared	

UMKC had recommended eight tiers plus a UMKC Essentials / CORE 42 for undergraduate differential tuition for academic plans delivered on-campus. The following provides additional information for the academic plans included in each tier.

UMKC Undergraduate Tiers			
	College / School	Academic Plan	Degree
UMKC Essentials / CORE 42	Prerequisite courses required for all undergraduate academic plans.		
Tier 2	School of Humanities and Social Sciences	All	All
	School of Education, Social Work, and Psychological Sciences	Psychology	Bachelor of Arts
	School of Science and Engineering	Biology	Bachelor of Arts / Bachelor of Science
		Chemistry	Bachelor of Arts / Bachelor of Science
		Earth and Environmental Science	Bachelor of Arts / Bachelor of Science
		Mathematics & Statistics	Bachelor of Arts / Bachelor of Science
		Physics	Bachelor of Arts / Bachelor of Science
Tier 3	School of Education, Social Work, and Psychological Sciences	Urban Planning and Design	Bachelor of Arts
		Urban Studies	Bachelor of Arts
Tier 4	UMKC Conservatory	All	All
Tier 5	School of Nursing & Health Studies	Health Sciences	Bachelor of Health Science
Tier 6	Henry W. Bloch School of Management	All	All
Tier 7	School of Dentistry	Dental Hygiene	Bachelor of Science

UMKC Undergraduate Tiers			
	College / School	Academic Plan	Degree
Tier 8	School of Science and Engineering	Biomedical Engineering	Bachelor of Science
		Civil Engineering	Bachelor of Science
		Computer Science	Bachelor of Science
		Electrical and Computer Engineering	Bachelor of Science
		Mechanical Engineering	Bachelor of Science
Tier 9	School of Nursing & Health Studies	Nursing	All

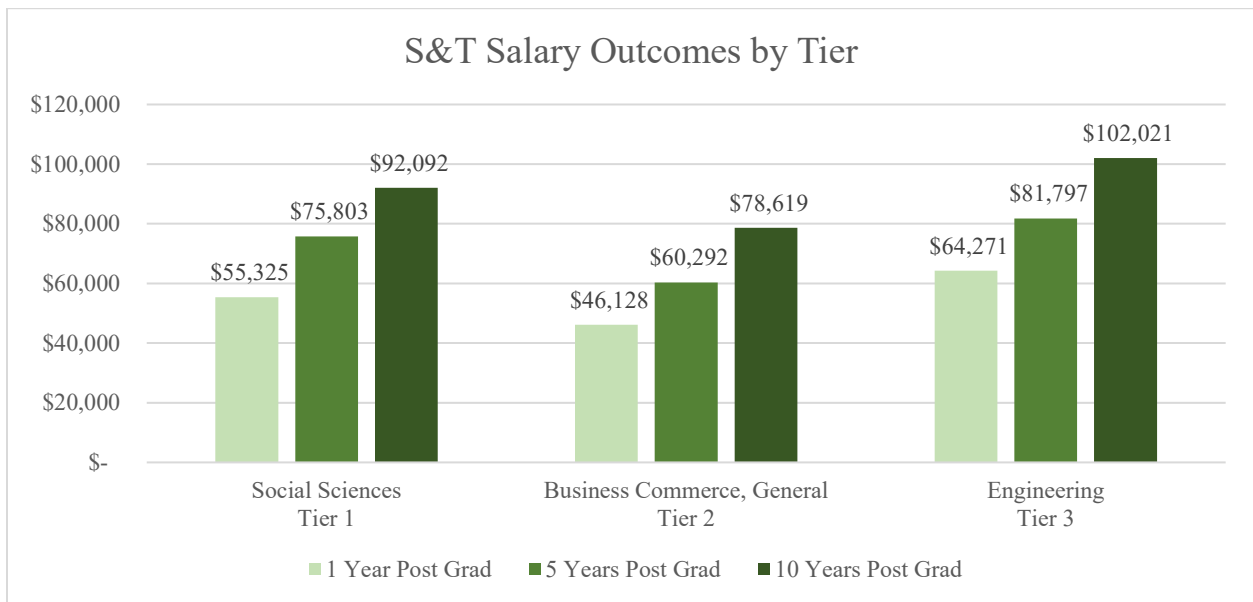
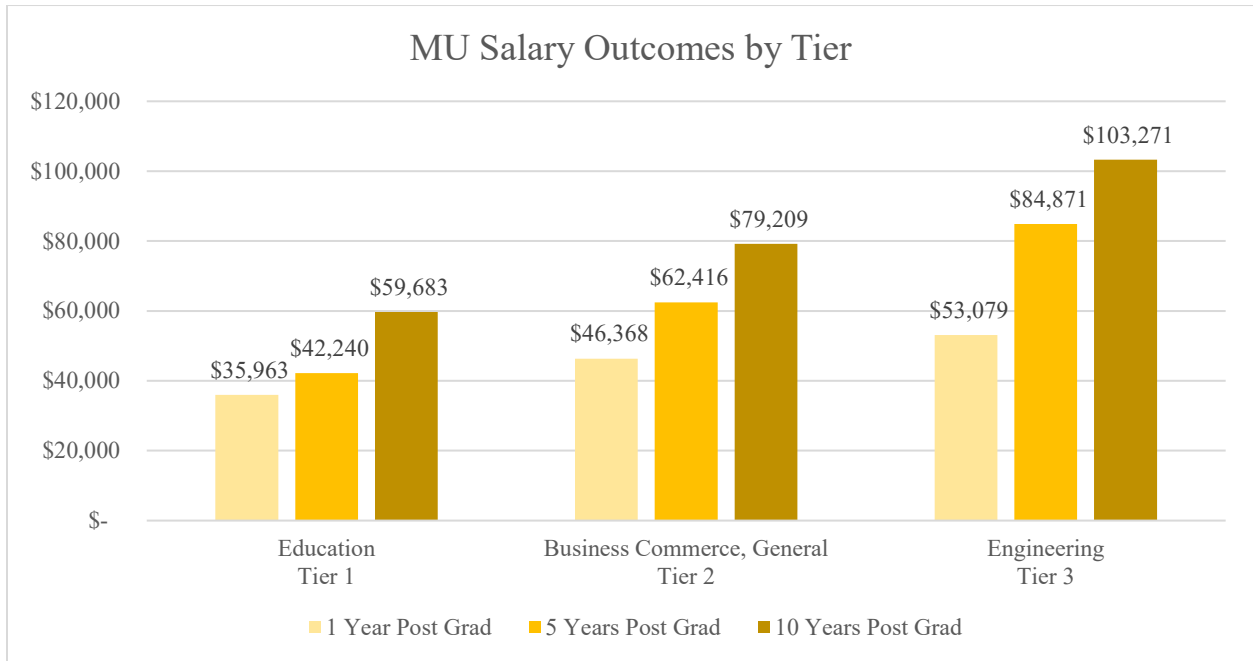
UMSL has recommended four tiers for undergraduate differential tuition for academic plans delivered on-campus. The following provides additional information for the academic plans included in each tier.

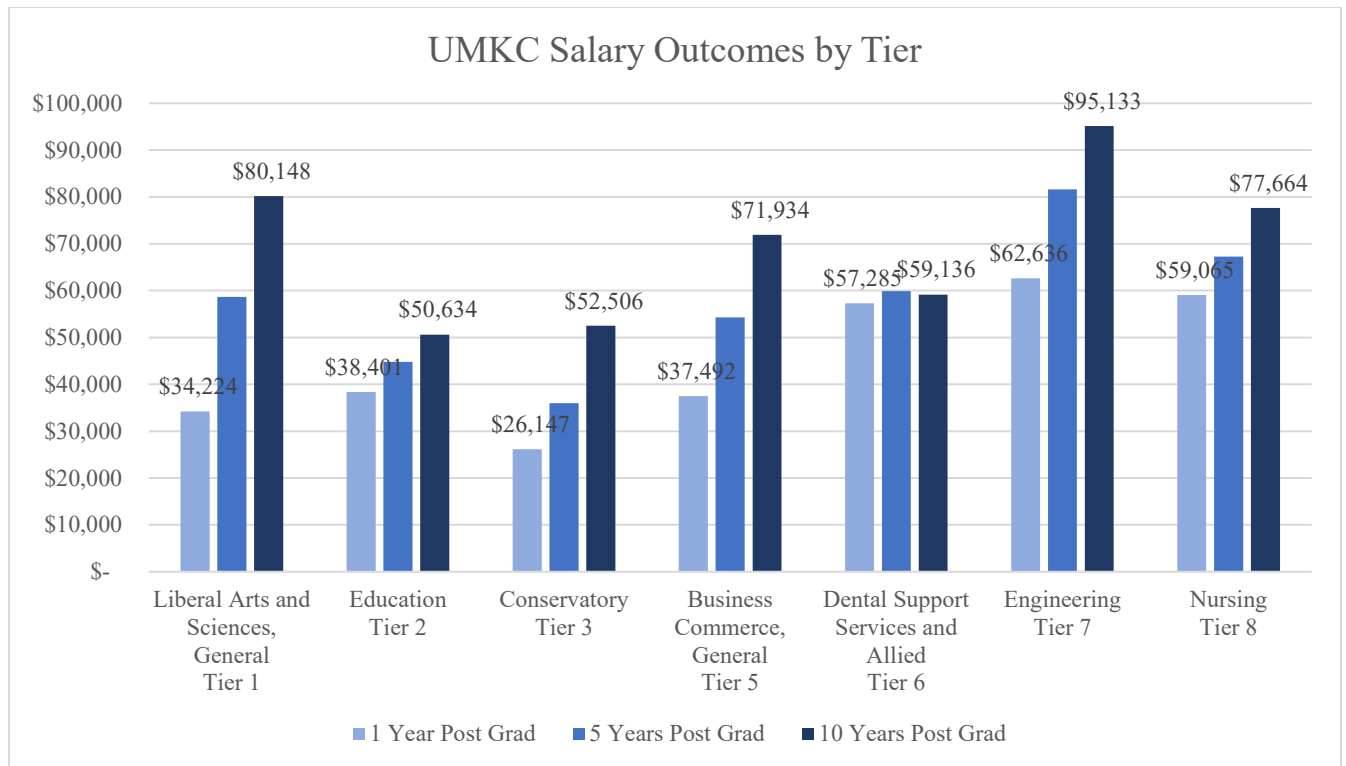
UMSL Undergraduate Tiers			
	College / School	Academic Plan	Degree
Tier 1	College of Arts and Sciences	All	All
	College of Education	All	All
	School of Social Work	All	All
Tier 2	College of Business Administration	All	All
	Non-degree		
Tier 3	College of Nursing	All	All
Tier 4	UMSL/Washington University Joint Undergraduate Engineering Program	All	All

UMSL has recommended four tiers for graduate differential tuition for academic plans delivered on-campus. The following provides additional information for the academic plans included in each tier.


UMSL Graduate Tiers		
	College / School	Academic Plan
Tier 1	College of Arts and Sciences	All
	School of Social Work	All
Tier 2	College of Education	All
	Non-degree	
Tier 3	College of Business Administration	All except premium programs (DBA, Premium MBA)
Tier 4	College of Nursing	All

Appendix 3 – Salary Outcomes by Tiers





Note: UMKC has Tier 4 for Bachelor in Health Studies, this level of information is not available on the United States Census Bureau Post-Secondary Employment Outcomes Explorer



University of Missouri System Board of Curators May 18, 2023

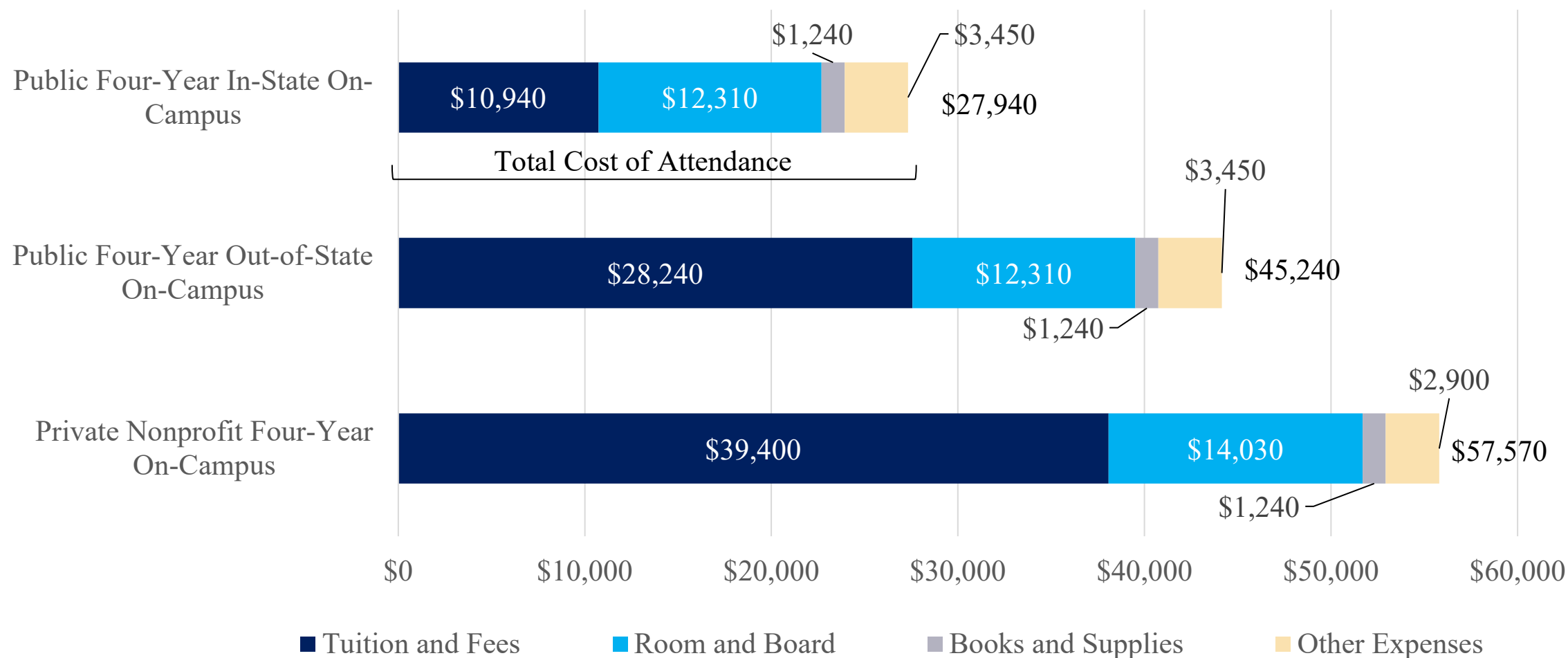
Fiscal Year 2024 Tuition and Required Fees, Supplemental and Other Related Enrollment Fees UM



Overview of Fiscal Year 2023 Proposed Tuition and Fees

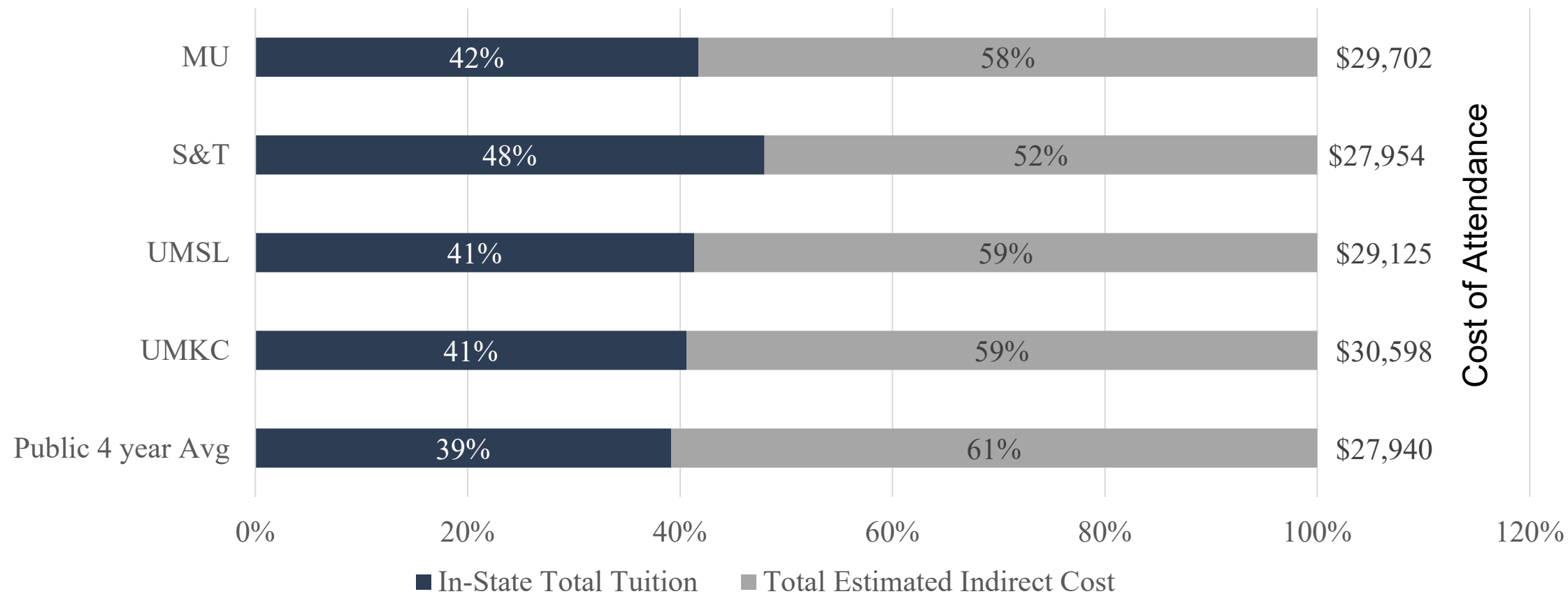
- The cost of college is about more than tuition, focused on outcomes:
 - Successful degree completion improves job prospects
 - Shortening time to degree reduces costs (housing, books, travel, etc.)
- New models in Fall 2023 will improve predictability for students and encourage completion
- Models balance complexity of universities
 - UM Enrolls 41,000+ undergraduates across 240 degree programs
 - Differentiation in pricing reflects complexity of each university's operations
 - Eliminates 64 separate supplemental course fees for undergraduates
- Moderate increases in gross prices maintain a high quality and accessible education

Public Education Remains Most Affordable



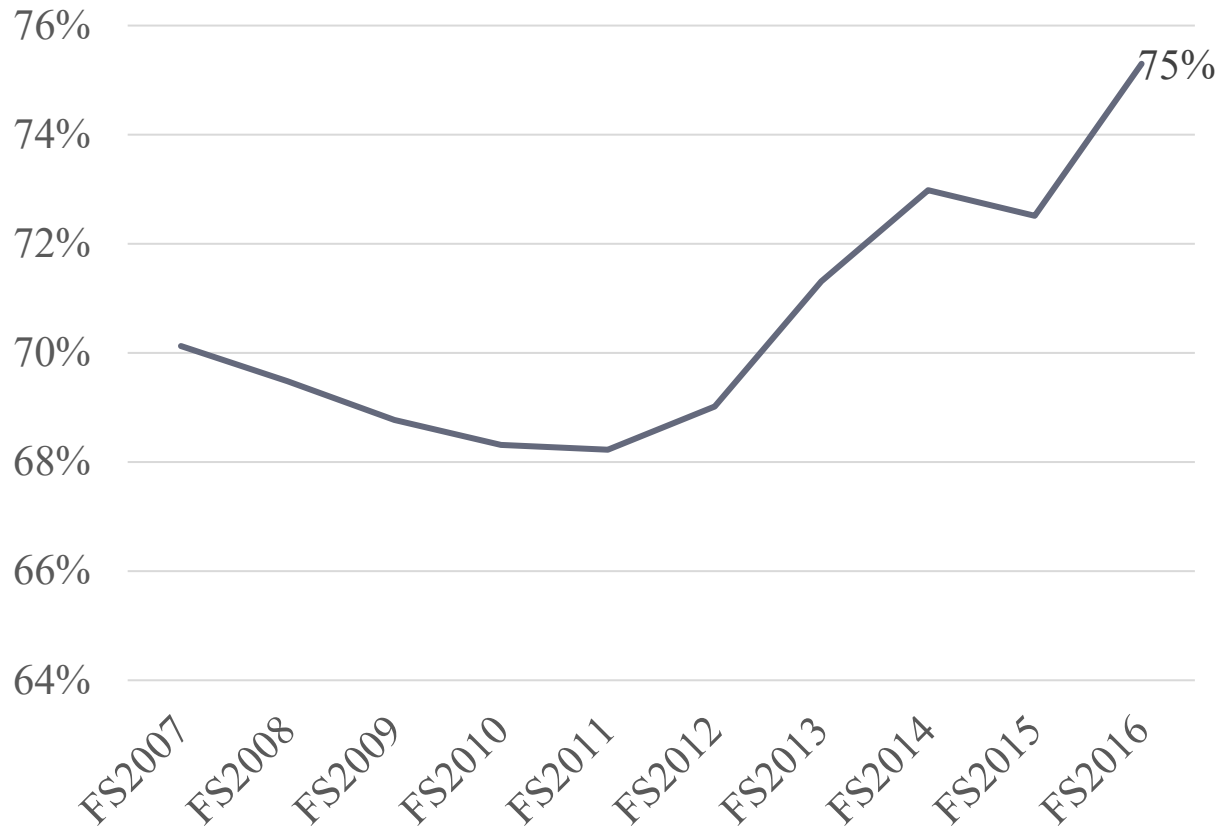
Cost of College is More than Tuition

Majority of college cost is in cost of living, not academic fees:

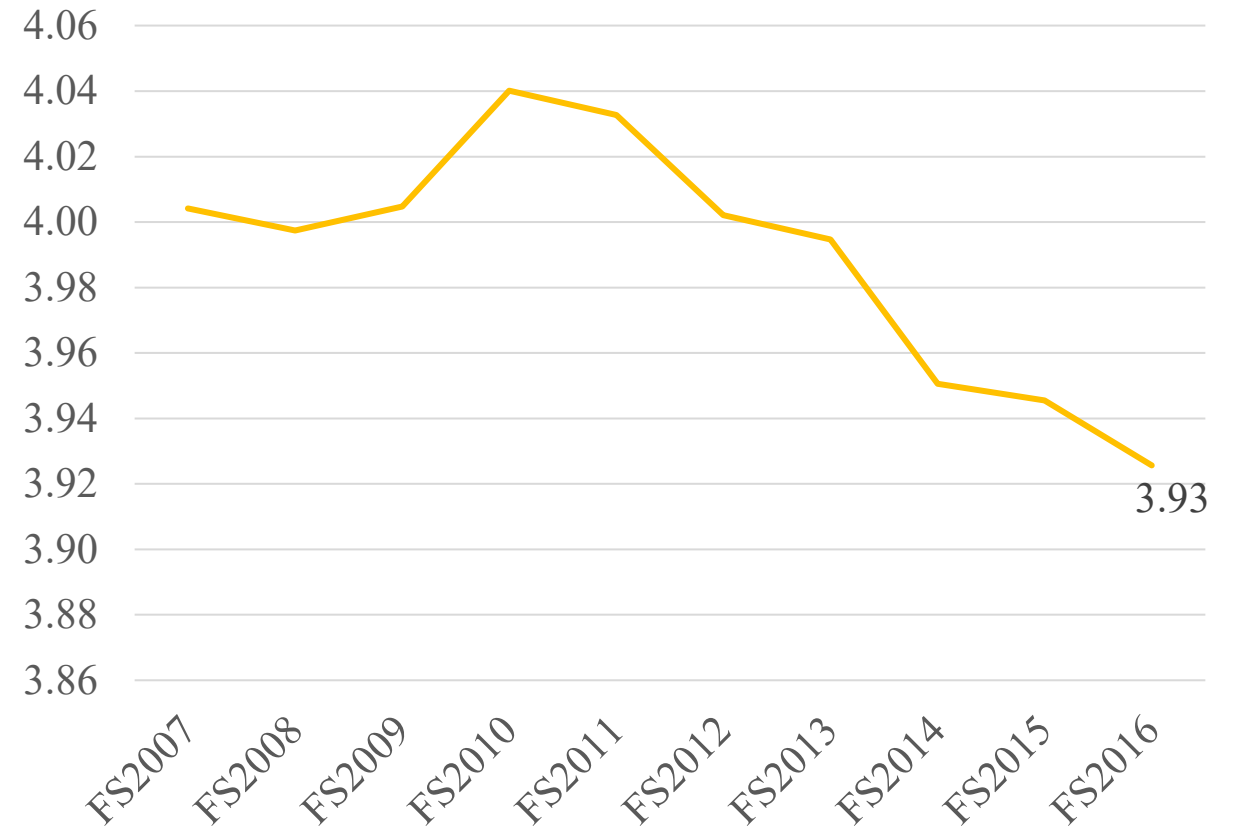


UM Focused on Outcomes to Drive Cost Down

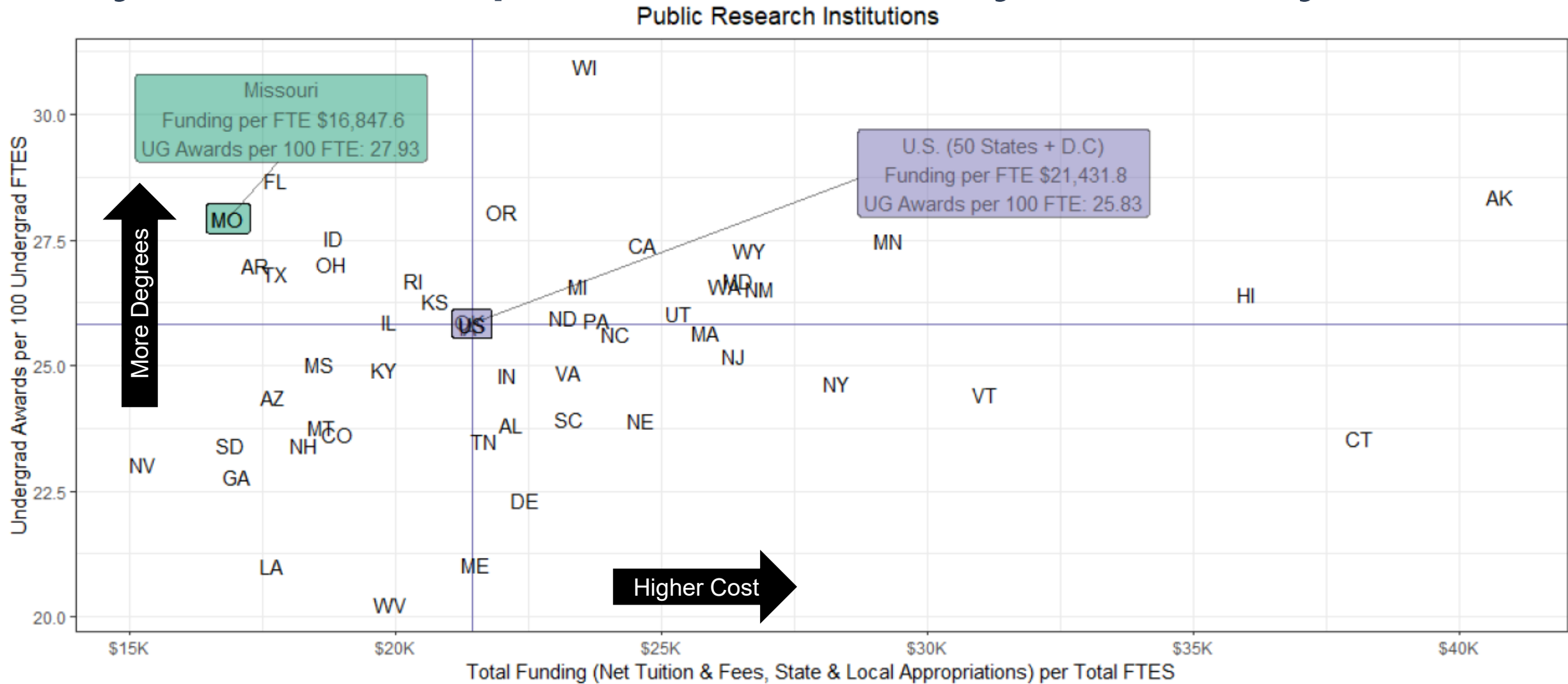
Graduation Rate



Time to Graduate (years)



System Compares Favorably with Any State

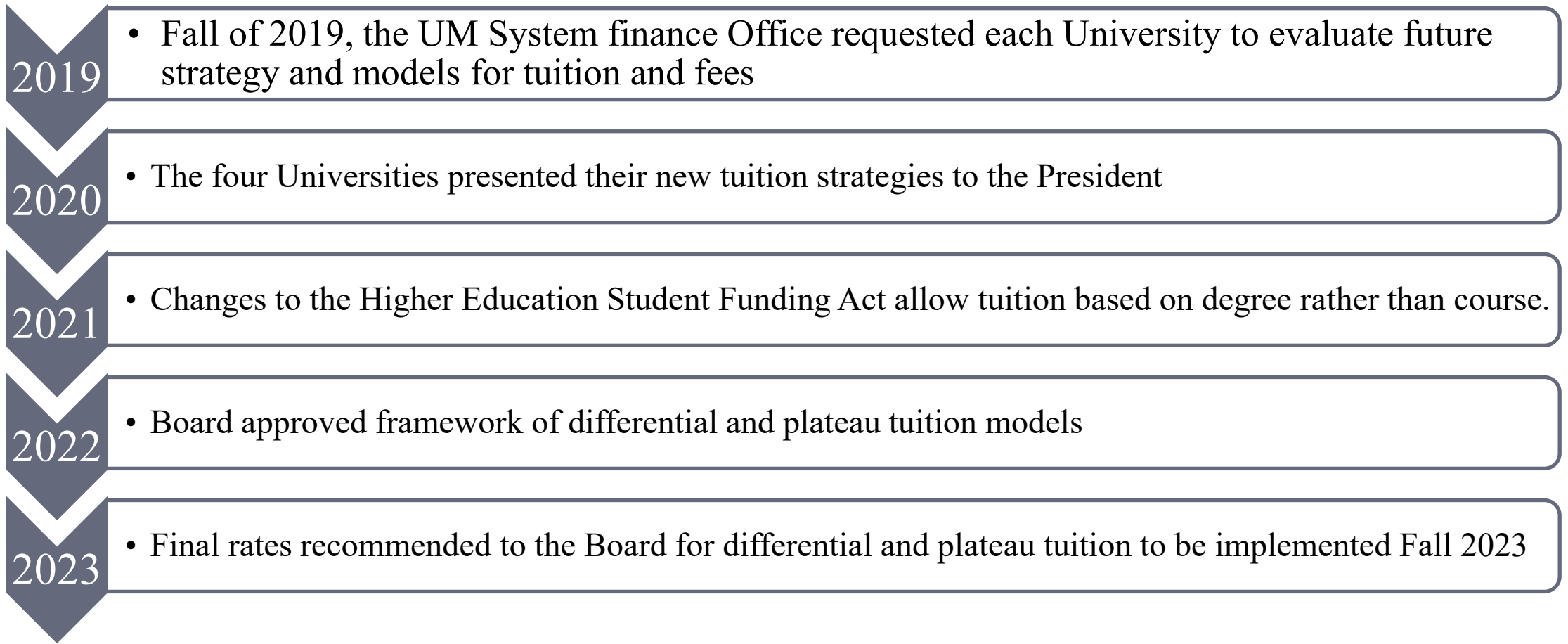


Source: IPEDS provisional release files efia2021, f2021_f1a, f2021_f2, c2021_a. Sectors identified using NCHEMS methodology.

Principles for New Model

- 1) Simple and predictable pricing for students
- 2) Improve student outcomes
- 3) Pricing that reflects market for and cost to deliver specific degrees

Differential Tuition History



New Model Summary by University

	MU	UMKC	S&T	UMSL
Differential tuition based on primary program	✓	✓	✓	✓
Individual supplemental course fees eliminated for undergraduates	✓	✓	✓	✓
Freshman or Core 42 Rate		✓	✓	
Plateau structure	✓		✓	
Consolidation/structure change to IT fee and/or activity, facility and service fees	✓	✓	✓	already done

Example of Change

Fall 2022 Undergraduate Education Major Bill			
	Rate	Credit Hours	Total Assessed Tuition & Fees
Undergraduate Resident Tuition	\$335.80	15	\$5,037.00
Information Technology Fee	\$15.70	15	\$235.50
College of Arts & Science Course Fee	\$75.00	3	\$225.00
College of Education Supplemental Course Fee	\$59.50	12	\$714.00
Student Activity Fee ¹			\$267.60
Recreation Center Fee ¹			\$166.46
Student Health Fee ¹			\$95.12
Total			\$6,740.68

Note1: Activity, Facility, and Service Fees are capped at 12 credit hours

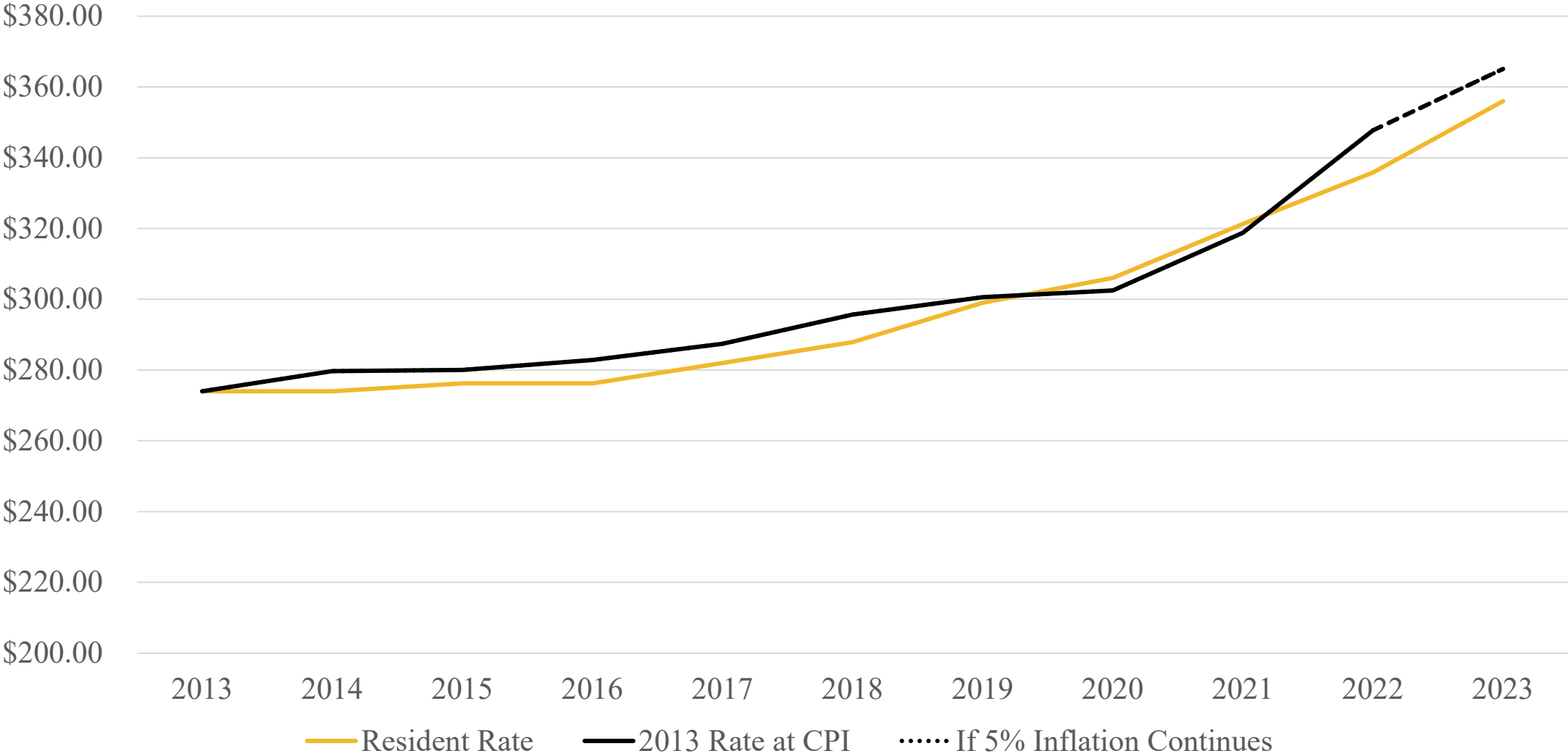
Fall 2023 Undergraduate Education Major Bill			
	Rate	Credit Hours	Total Assessed Tuition & Fees
Undergraduate Resident Differential Tuition		15	\$6,500.00
Student Activity Fee ¹			\$284.04
Recreation Center Fee ¹			\$176.40
Student Health Fee ¹			\$100.80
Total			\$7,061.24

Note1: Activity, Facility and Service Fees are capped at 12 credit hours

Fall 2023 differential tuition rate

- Differential tuition will represent:
 - Hourly tuition
 - IT fee
 - Supplemental course fees
- Single rate is easier to predict for students
- Different rates still necessary to reflect market differences

Increases Trail Inflation



MU Remains a Great Value (USNWR)

	MU	Surrounding State Flagships
Financial Aid		
<i>Institutional Grant Aid</i>		
% awarded	82%	75%
Average aid awarded	\$8,976	\$8,093
<i>Federal, State, Local or Institutional Grant Aid</i>		
% awarded any aid	85%	85%
Average aid awarded	\$11,312	\$10,300
Academic Quality		
Full-time Retention Rate	88%	87%
% of students graduating in 4-years	48%	51%
% of students graduating in 6-years	71%	70%
% of students with career outcomes within 6 months of graduation	95%	88%
U.S. News Ranking (USNWR) for Best Value Schools	80	111 – 213

Resident Undergraduate Increases

	Per Credit Hour Beginning at 15 Hours		Change	
	Fall 2022 ¹	Fall 2023 ²	Per Credit Hour	Semester ²
MU	\$411.53	\$433.33	\$21.80	\$327.00
Missouri S&T	\$418.93	\$433.33	\$14.40	\$216.00
UMKC	\$355.20	\$373.30	\$18.10	\$271.50
UMSL	\$452.80	\$480.00	\$27.20	\$408.00

Note 1: Rate presented for Fall 2022 represents the differential tuition rate Differential tuition equals tuition rate plus information technology fee plus average supplemental fees for Tier 1.

Note 2: Based on 15 credit hours per semester

Tuition Increases for Non-resident Undergraduate and Graduate

	Undergraduate Nonresident ¹	Graduate Resident	Graduate Nonresident
MU	\$16.27	\$11.27 ²	\$4.67 ²
Missouri S&T	\$(79.67)	\$25.60 ²	\$(336.40) ²
UMKC	\$24.10	\$26.55	\$61.00
UMSL	\$67.30	\$34.80 ²	\$81.40 ²

Note 1: Increases presented are based a 15 credit hours per semester and reflect the year over year change with tuition, average supplemental fees and information technology fee for Tier 1.

Note 2: Increases presented reflect the year over year change with tuition, average supplemental fees and information technology fee for Tier 1.

Professional Tuition and Supplemental Fees

- Professional tuition increases are based on market analysis of the schools, their relationship to the university strategic plans and cost pressures
- Supplemental Fees represent the cost differentials that are recommended to be incorporated into differential tuition models
 - Supplemental fees will remain for UMKC which is not implementing differential tuition for graduate students
 - Supplemental fees will remain for professional degrees such as Medicine, Optometry, and Veterinary Medicine these separate fees represent clinical fees to recover increased costs of education at different points in these students' careers.

Activity, Facility and Service Fees

- Facility, and Service Fees fund infrastructure that supports the student experience, such as information technology, recreation centers, student health, and student unions.
- Below are the recommended increases per semester.

Maximum Fees per Semester	2023-24	Recommended Semester Increase
<i>Undergraduate Students</i>		
MU	\$561.24	\$32.06
S&T	\$635.00	\$38.72
<i>Graduate and Professional Students</i>		
MU	\$514.53	\$29.39
S&T	\$638.81	\$38.95
UMKC Rate for All Student Levels	\$772.00	\$36.60

Questions?



No. 1

Recommended Action – Resolution for Executive Session of the Board of Curators
Special Meeting May 18, 2023

It was moved by Curator _____ and seconded by Curator _____, that
there shall be an executive session with a closed record and closed vote of the Board of
Curators special meeting May 18, 2023 for consideration of:

- **Section 610.021(1), RSMo**, relating to matters identified in that provision, which include legal actions, causes of action or litigation, and confidential or privileged communications with counsel; and
- **Section 610.021(12), RSMo**, relating to matters identified in that provision, which include sealed bids and related documents and sealed proposals and related documents or documents related to a negotiated contract; and
- **Section 610.021 (14), RSMo**, relating to matters identified in that provision, which include records which are protected from disclosure by law.

Roll call vote of the Board:	YES	NO
Curator Blitz		
Curator Brncic		
Curator Fry		
Curator Graves		
Curator Holloway		
Curator Layman		
Curator Sinuefield		
Curator Wenneker		
Curator Williams		

The motion _____.